




# 7080

Automatic Rider Scrubber

## Parts Manual



*The safe scrubbing alternative®*



When ordering replacement parts, use the illustrated parts list section in this manual. Before ordering parts or supplies, be sure to have your machine model number and serial number available. Parts and supplies may be ordered online, by phone, or mail from any authorized parts and service center, distributor or from any of the manufacturer's subsidiaries.

This machine will provide excellent service. However, the best results will be obtained at minimum costs if:

- The machine is operated with reasonable care.
- The machine is maintained regularly - per the maintenance instructions provided.
- The machine is maintained with manufacturer supplied or equivalent parts.

---

## MACHINE DATA

---

Please fill out at time of installation for future reference.

Model No.- \_\_\_\_\_

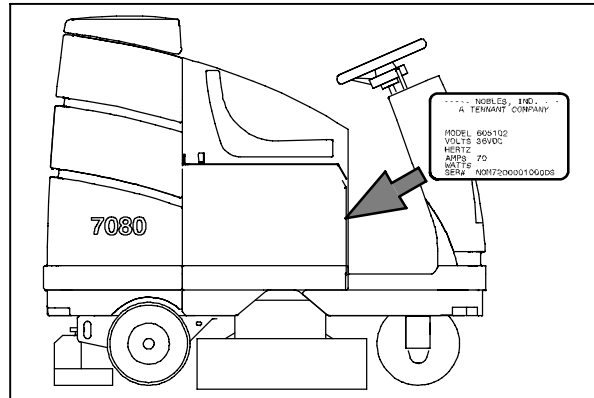
Install. Date - \_\_\_\_\_

Serial No.- \_\_\_\_\_

---

## MACHINE DATA PLATE

---



### Tennant Company

PO Box 1452

Minneapolis, MN 55440

Phone: (800) 553-8033 or (763) 513-2850

[www.tennantco.com](http://www.tennantco.com)

The Tennant logo, the FaST Foam Scrubbing Technology logo, the "The safe scrubbing alternative" tag line, the ES logo and Quickmop are registered United States trademarks of Tennant Company.

Specifications and parts are subject to change without notice.

Copyright ©2002, 2004, 2006, 2007, 2008, 2009 Tennant Company

Printed in U.S.A.

# SECTION 1

Contents	Page
Fig. 1 - General Recommended Maintenance Items	1-3
Fig. 2 - Replacement Brushes, 700 mm (28 in)	1-4
Fig. 3 - Replacement Brushes, 800 mm (32 in)	1-6
Fig. 4 - Main Frame Group	1-8
Fig. 5 - Seat Group	1-10
Fig. 6 - Steering Group	1-12
Fig. 7 - Instrument Panel	1-14
Fig. 8 - Controller Group	1-16
Fig. 9 - Front Drive Wheel Group	1-18
Fig. 10 - Front Brake Linkage Group (00000000-10160409)	1-20
Fig. 11 - Front Brake Linkage Group (10160410- )	1-22
Fig. 12 - Brake Pedal and Directional Pedal Group	1-24
Fig. 13 - Rear Wheel Group	1-26
Fig. 14 - Scrub Head Lift Group	1-28
Fig. 15 - Disk Scrub Head Drive Motor Group, 700 mm (28 in) (00000000-10214060)	1-30
Fig. 16 - Disk Scrub Head Drive Motor Group, 700 mm (28 in) (10214061- )	1-32
Fig. 17 - Disk Scrub Head Squeegee Group, 700 mm (28 in) (00000000-10214060)	1-34
Fig. 18 - Disk Scrub Head Squeegee Group, 700 mm (28 in) (10214061- )	1-36
Fig. 19 - Recovery Tank Group	1-38

Contents	Page
Fig. 20 - Vacuum Fan Group	1-40
Fig. 21 - Solution Tank Group	1-42
Fig. 22 - Solution Control Group	1-44
Fig. 23 - Battery Cable Group	1-46
Fig. 24 - Rear Squeegee Lift Group	1-48
Fig. 25 - Rear Squeegee Linkage Group	1-50
Fig. 26 - Rear Squeegee Group, 700 mm (28 in)	1-52
Fig. 27 - Electrical Schematic (10353606- )	1-54
Fig. 28 - Electrical Schematic (10247590-10353605)	1-55
Fig. 29 - Electrical Schematic (10143033-10247589)	1-56
Fig. 30 - Electrical Schematic (00000000-10143032)	1-57
Fig. 31 - Wire Harnesses Group (10353606- )	1-58
Fig. 32 - Wire Harnesses Group (10247590-10353605)	1-62
Fig. 33 - Wire Harnesses Group (10143033-10247589)	1-66
Fig. 34 - Wire Harnesses Group (00000000-10143032)	1-70
Fig. 35 - Label Group	1-74



Fig. 1 - General Recommended Maintenance Items

Ref.	Tenant- Part No.	Description	Qty.
	390942	Blade, Sqge, Rear, 37.50l Linatex[700mm]	1
	390922	Blade, Sqge, Rear, 44.00l Linatex[800mm]	1
▽	391384	Squeegee Kit, 700mm, Ure	1
▲	391377	Blade, Sqge, Front, 35.00l Ure [700mm]	1
▲	391378	Blade, Sqge, Rear, 37.50l Pyu [700mm]	1
▽	391386	Squeegee Kit, 700mm, Gum	1
▲	390943	Blade, Sqge, Front, 35.00l [Linx, 700mm]	1
▲	390936	Blade, Sqge, Rear, 37.50l Gum [700mm]	1
▽	391383	Squeegee Kit, 800mm, Ure	1
▲	391379	Blade, Sqge, Front, 41.50l Ure [800mm]	1
▲	391380	Blade, Sqge, Rear, 44.0l Pyu [800mm]	1
▽	391385	Squeegee Kit, 800mm, Gum	1
▲	390923	Blade, Sqge, Front, 41.50l [Linx, 800mm]	1
▲	390934	Blade, Sqge, Rear, 44.00l Gum [800mm]	1
	86859	Squeegee Assy, Side [Linatex]	2
	392842	Blade, Sqge, Lh, 21.41l Linatex	1
	1001290	Blade, Sqge, Rh, 23.01l Linatex	1
	1044940	Wheel, 02.5D 1.44W 0.38B	2
	1010560	Wheel, Bmpr, 80d X 25w, Non-marking	2
	223568	Deflector, Water	2
	390633	Skirt, Front, Scb, Disk, 28 Inch	1
	390634	Skirt, Rear, Scb, Disk, 28 Inch	1
	390650	Skirt, Front, Scb, Disk, 32 Inch	1
	390651	Skirt, Rear, Scb, Disk, 32 Inch	1
	86865	Guide, Side Sqge	1
	390882	Seal, Tank, Recvy	1
	390883	Seal, Tank, Soltn	1
	390946	Hose, Vacuum	1
	391343	Seal, Fan	1
	222201	Belt, 15mm 05p 500l	1
	223569	Gasket, Shield	1
	606370	Gasket Strip	1
▽	374333	Perf Kit, Brush, Disk, 28 In	1
▲	397914	Driver Assy, Pad, 14d	2
▲	222325	Pad, Buff, 14.0d, Red	12
▲	390936	Blade, Sqge, Rear, 37.50l Gum [700mm]	1
▲	390943	Blade, Sqge, Front, 35.00l [Linx, 700mm]	1
▲	1001290	Blade, Sqge, Rh, 23.01l Linatex	4
▽	374334	Perf Kit, Brush, Cyc, 28 In	1
▲	222304	Brush, Scb, 28l, 18 Sr, Pyp Grout ,Spl	4
▲	390936	Blade, Sqge, Rear, 37.50l Gum [700mm]	4
▲	390943	Blade, Sqge, Front, 35.00l [Linx, 700mm]	4
▲	391334	Squeegee Assy, Side [Linatex]	4
▽	374335	Perf Kit, Brush, Disk, 32 In	1
▲	397916	Driver Assy, Pad, 16d	2
▲	63248-3	Pad, Buff, 16.0d, Red	10
▲	390934	Blade, Sqge, Rear, 44.00l Gum [800mm]	2
▲	390923	Blade, Sqge, Front, 41.50l [Linx, 800mm]	1
▽	374336	Perf Kit, Brush, Cyl, 32 In	1
▲	222307	Brush, Scb, 32l, 18 Sr, Pyp Grout ,Spl	4
▲	390936	Blade, Sqge, Rear, 37.50l Gum [700mm]	2
▲	390943	Blade, Sqge, Front, 35.00l [Linx, 700mm]	4
▲	86859	Squeegee Assy, Side [Linatex]	2

▽ ASSEMBLY

▲ INCLUDED IN ASSEMBLY

Fig. 2 - Replacement Brushes, 700 mm (28 in)

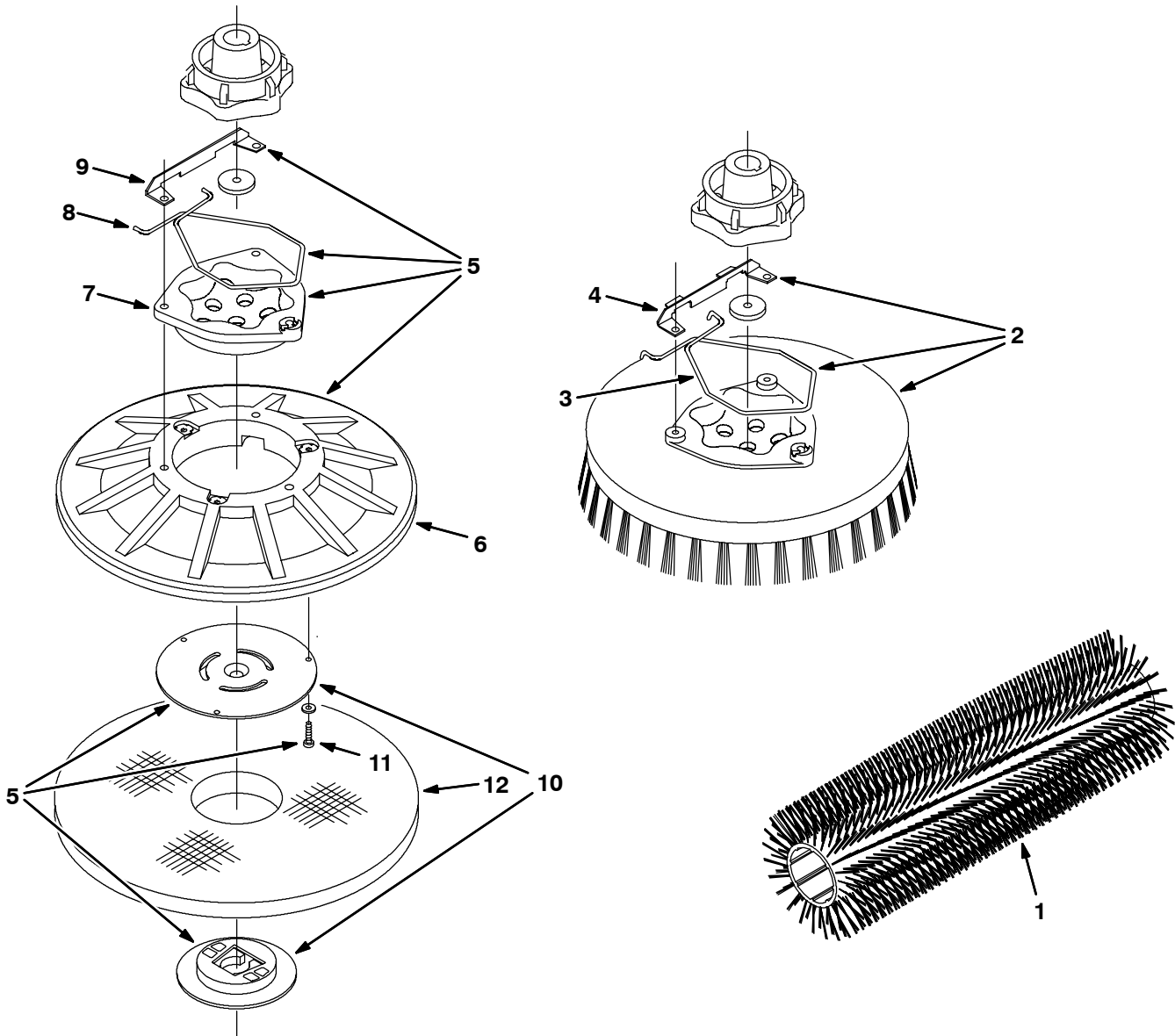


Fig. 2 - Replacement Brushes, 700 mm (28 in)

Ref.	Tennant- Part No.	Description	Qty.	
1	222304	Brush, Scb, 28l, 18 Sr, Pyp Grout, Spl	2	
1	374041	Brush, Scb, 28l, 18 Sr, Pyp, Spl	2	
1	222305	Brush, Scb, 28l, 18 Sr, Nyl, Spl	2	
1	222306	Brush, Scb, 28l, 18 Sr, Abr, Spl	2	
▽	2	222321	Brush Assy, Disk, Scb, 14.0 D, Nyl	2
▲	3	14838	Spring, Wir, 0.16d, Brush Retaining	1
▲	4	24299	Bracket, Retainer, Spring	1
▽	2	222320	Brush Assy, Disk, Scb, 14.0 D, Pyp	2
▲	3	14838	Spring, Wir, 0.16d, Brush Retaining	1
▲	4	24299	Bracket, Retainer, Spring	1
▽	2	222322	Brush Assy, Disk, Scb, 14.0 D, Super Abr	2
▲	3	14838	Spring, Wir, 0.16d, Brush Retaining	1
▲	4	24299	Bracket, Retainer, Spring	1
▽	5	397914	Driver Assy, Pad. 14D	2
▲	6	397974	Disk, Pad Driver, W/ Face, 14d	1
▲	7	1017368	Hub, Drive, Brush, Disk, 3hole 5.8bc	1
▲	8	14838	Spring, Wir, 0.16d, Brush Retaining	1
▲	9	24299	Bracket, Retainer, Spring	1
▲	10	370095	Device, Centering	1
▲	11	09198	Screw, Pan, M04 X 0.7 X 35, Ss	3
	12	222324	Pad, Polish, 14.0d, White	2
	12	222325	Pad, Buff, 14.0d, Red	2
	12	222326	Pad, Scrub, 14.0d, Blue	2
	12	222327	Pad, Strip, 14.0d, Brown	2
	12	370091	Pad, Strip Hd, 14.0d, Black	2
	12	1051026	Pad, Surf Prep, 14.0d [Mar, 1pick=1pad]	2

▽ ASSEMBLY

▲ INCLUDED IN ASSEMBLY

**Fig. 3 - Replacement Brushes, 800 mm (32 in)**

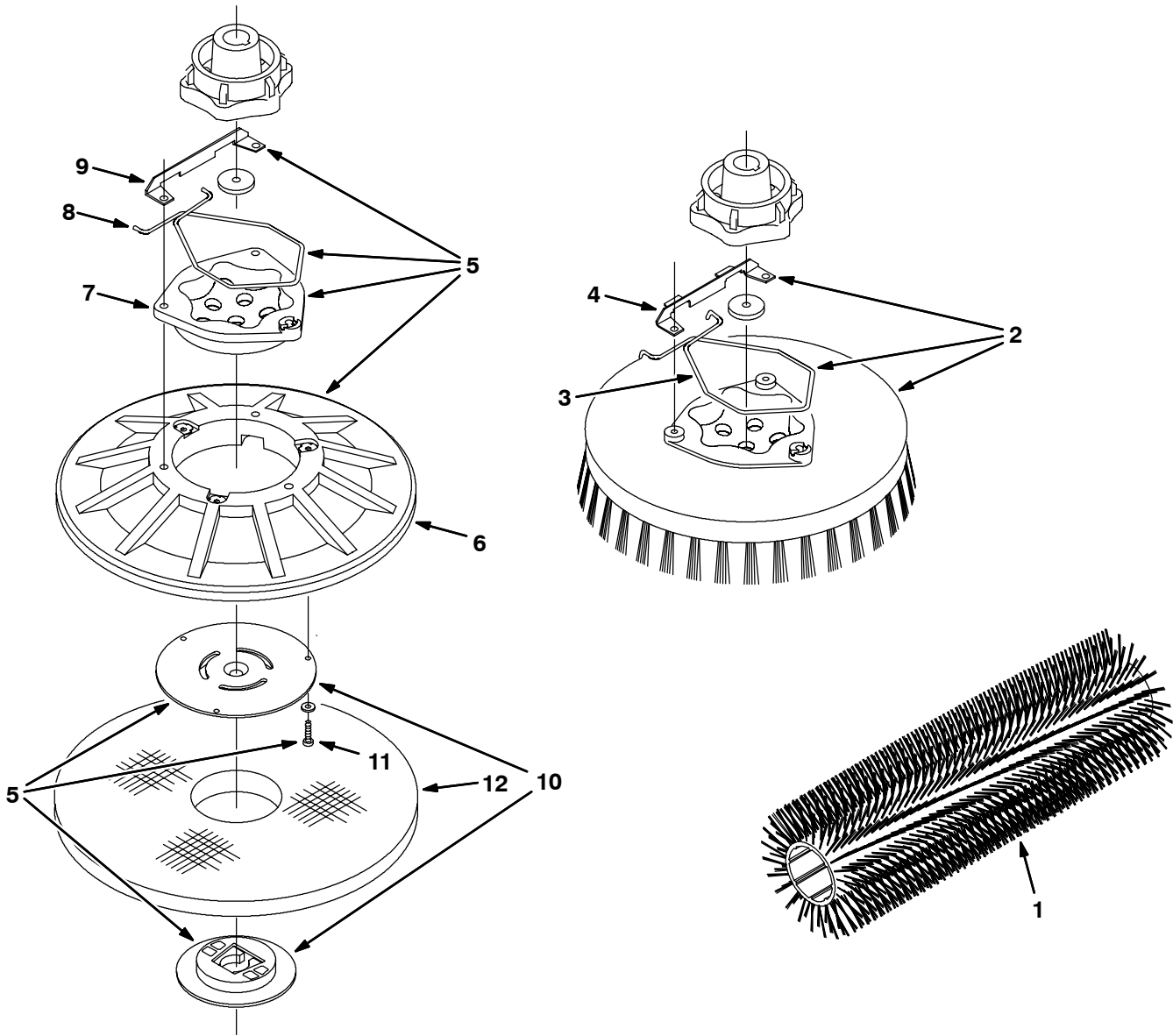


Fig. 3 - Replacement Brushes, 800 mm (32 in)

Ref.	Tennant- Part No.	Description	Qty.	
1	222307	Brush, Scb, 32l, 18 Sr, Pyp Grout, Spl	2	
1	374042	Brush, Scb, 32l, 18 Sr, Pyp, Spl	2	
1	222308	Brush, Scb, 32l, 18 Sr, Nyl, Spl	2	
1	222309	Brush, Scb, 32l, 18 Sr, Abr, Spl	2	
▽	2	05724	Brush Assy, Disk, Scb, 16.0 D, Nyl	2
▲	3	14838	Spring, Wir, 0.16d, Brush Retaining	1
▲	4	24299	Bracket, Retainer, Spring	1
▽	2	30241	Brush Assy, Disk, Scb, 16.0 D, Pyp	2
▲	3	14838	Spring, Wir, 0.16d, Brush Retaining	1
▲	4	24299	Bracket, Retainer, Spring	1
▽	2	05726	Brush Assy, Disk, Scb, 16.0 D, Super Abr	2
▲	3	14838	Spring, Wir, 0.16d, Brush Retaining	1
▲	4	24299	Bracket, Retainer, Spring	1
▽	5	397916	Driver Assy, Pad. 16D	2
▲	6	397976	Disk, Pad Driver, W/ Face, 16d	1
▲	7	1017368	Hub, Drive, Brush, Disk, 3hole 5.8bc	1
▲	8	14838	Spring, Wir, 0.16d, Brush Retaining	1
▲	9	24299	Bracket, Retainer, Spring	1
▲	10	370095	Device, Centering	1
▲	11	09198	Screw, Pan, M04 X 0.7 X 35, Ss	3
	12	63248-1	Pad, Strip, 16.0d, Brown	2
	12	63248-2	Pad, Scrub, 16.0d, Blue	2
	12	63248-3	Pad, Buff, 16.0d, Red	2
	12	63248-4	Pad, Polish, 16.0d, White	2
	12	370092	Pad, Strip Hd, 16.0d, Black	2
	12	1051027	Pad, Surf Prep, 16.0d [Mar, 1pick=1pad]	2

▽ ASSEMBLY

▲ INCLUDED IN ASSEMBLY

Fig. 4 - Main Frame Group

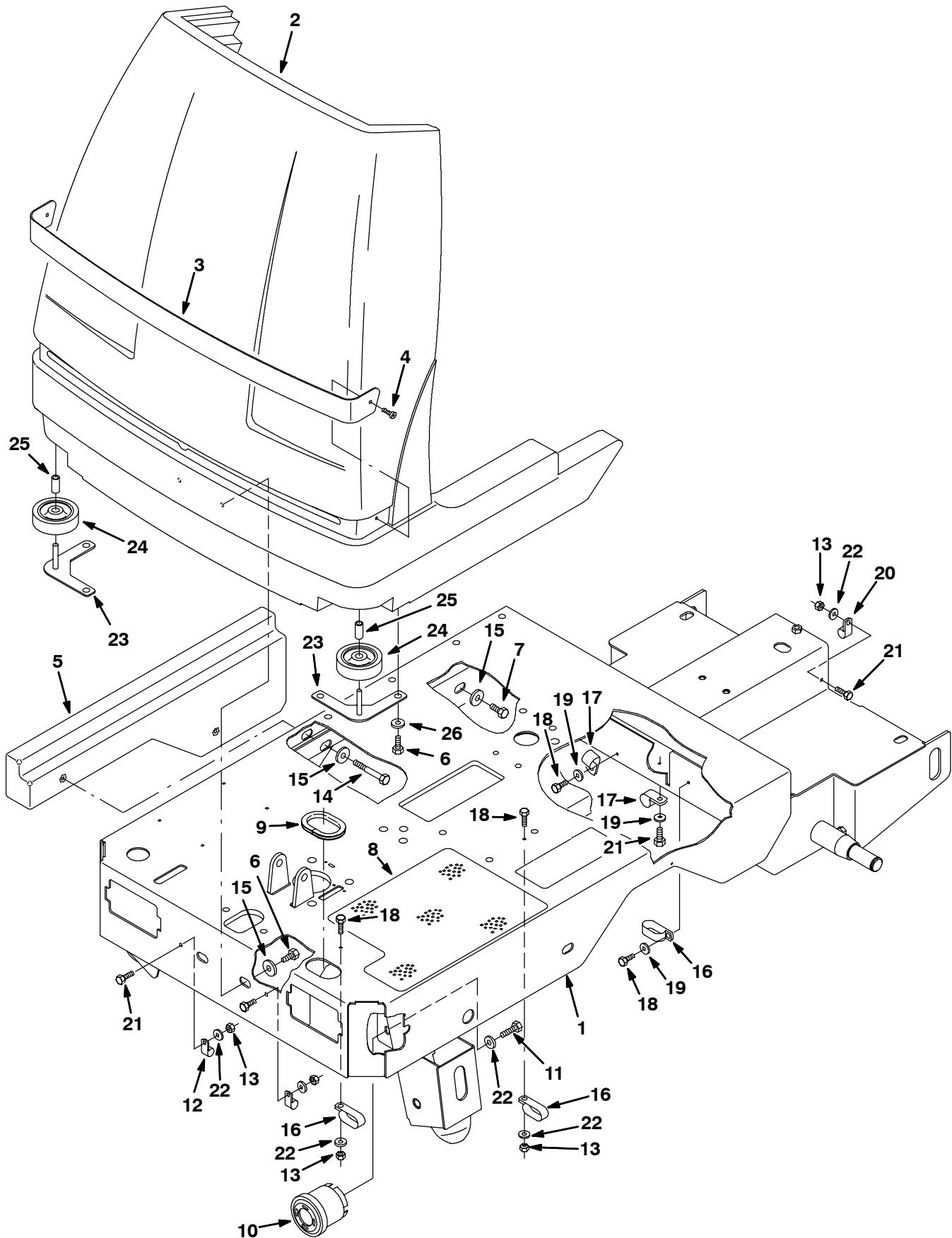


Fig. 4 - Main Frame Group

Ref.	Tenant- Part No.	Description	Qty.
1	390800	Frame Wldt, Micro Scrubber	1
2	392943	Shroud, Front, Mold, Ce [7080]	1
3	393029	Strip, Cover, Shroud, Front	1
4	360973	Screw, Pan, #12-16 X 0.50, F/ Plstc	2
5	392926	Panel, Tank, Filler, Plstc, Ce [7080]	1
6	09740	Screw, Hex, M08 X 1.25 X 20, Ss	10
7	16931	Screw, Hex, M08 X 1.25 X 20, 8.8	1
8	391304	Tread, Non-Skid, 14.0 9.6	1
9	390696	Molding, Trim, .08-.11 10.00	1
10	392937	Horn, 12-48 Vdc	1
11	01697	Screw, Hex, .25-20 X 0.62, Ss	1
12	26395-1	Clamp, Cable, Stl, 0.56d X 0.38w, 1h	2
13	08712	Nut, Hex, Lock, M06 X 1.0, NI, Ss	5
14	06957	Screw, Hex, M08 X 1.25 X 60, 8.8	1
15	13248	Washer, 0.40b 1.12d .12, Stl, PI	8
16	09570	Clamp, Cable, Stl, 0.9x1.8 X 0.88w, 1h	3
17	69234	Clamp, Cable, Stl, 1.00d X 0.75w, 1h	2
18	09007	Screw, Hex, M06 X 1.0 X 25, Ss	4
19	32483	Washer, Flt, .25 Sae	3
20	67767	Clamp, Cable, Stl, 0.69d X 0.62w, 1h	1
21	08716	Screw, Hex, M06 X 1.0 X 20, Ss	4
22	01684	Washer, Flt, .25 Ss	6
23	1007845	Plate Wldt, Mtg, Wheel	2
24	81580	Wheel, 4.0d 0.87w 0.44b	2
25	393129	Sleeve, P/M, 0.437d 0.318b 1.15l 430ss	2
26	01685	Washer, Flat, .31 Ss	4

Fig. 5 - Seat Group

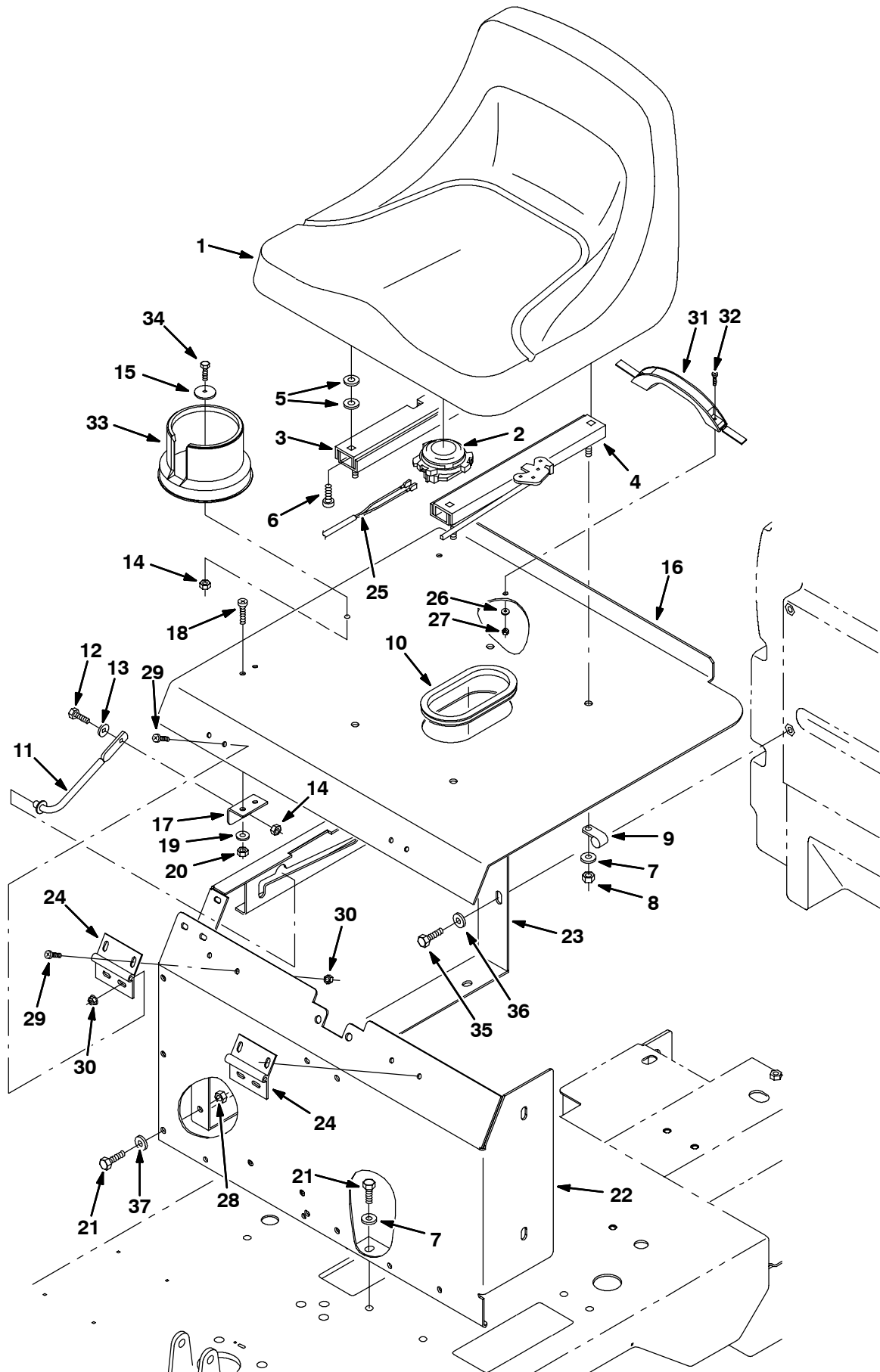


Fig. 5 - Seat Group

Ref.	Tenant- Part No.	Description	Qty.	
1	375411	Seat, Michigan, Model V-1500	1	
2	390769	Switch, Seat, Nc	1	
3	360369	Rail	1	
4	360370	Rail	1	
5	69461	Washer, 0.38b 0.88d .12, Stl, PI	8	
6	25537	Screw, Pan, .31-18 X 0.75, 2	4	
7	32491	Washer, Flt, .31 Std	10	
8	32983	Nut, Hex, Lock, .31-18, NI	4	
9	40678-1	Clamp, Cable, Stl, 0.88d X 0.62w, 1h	1	
10	390694	Molding, Trim, .08-.11 19.00	1	
11	223080	Rod Wldt, Prop	1	
12	06943	Screw, Hex, M06 X 1.0 X 20, 8.8	1	
13	32483	Washer, Flt, .25 Sae	1	
14	08708	Nut, Hex, Lock, M06 X 1.0, NI	2	
15	41178	Washer, Flat, 0.25 Fender	1	
▽	16	393130	Plate, Seat W/ Labels, Blk	1
▲	17	392846	Angle, Rod, Prop	1
▲	18	09164	Screw, Pan, M 6 X 1.0 X 20, 4.8	2
▲	19	32483	Washer, Flat, .25 Sae	2
▲	20	08708	Nut, Hex, Lock, M06 X 1.0, NI	2
	21	16931	Screw, Hex, M08 X 1.25 X 20, 8.8	9
	22	392818	Panel, Front	1
	23	392822	Support Wldt, Seat	1
	24	58484	Hinge, .25pin .12 3.0w 03.0l 4/0.28slot	2
	25	223330	Harness, Switch, Seat	1
	26	19324	Washer, Flat, #10 Sae	2
	27	06549	Nut, Hex, Lock, M05X0.8, NI	2
	28	07791	Nut, Hex, Flng, M08X1.25	3
	29	363503	Screw, Pan, M 6 X 1.0 X 12, Ss	8
	30	07790	Nut, Hex, Flng, M06 X 1.0	8
	31	382264	Handle, Hood	1
	32	06934	Screw, Pan, M 5 X 0.8 X 20, 4.8	2
	33	223599	Cup Holder	1
	34	06944	Screw, Hex, M06 X 1.0 X 25, 8.8	1
	35	12273	Screw, Hex, M08 X 1.25 X 20, Ss, NI	4
	36	13248	Washer, 0.40b 1.12d .12, Stl, PI	4
	37	32490	Washer, Flat, .25 Std	3

▽ ASSEMBLY

▲ INCLUDED IN ASSEMBLY

Fig. 6 - Steering Group

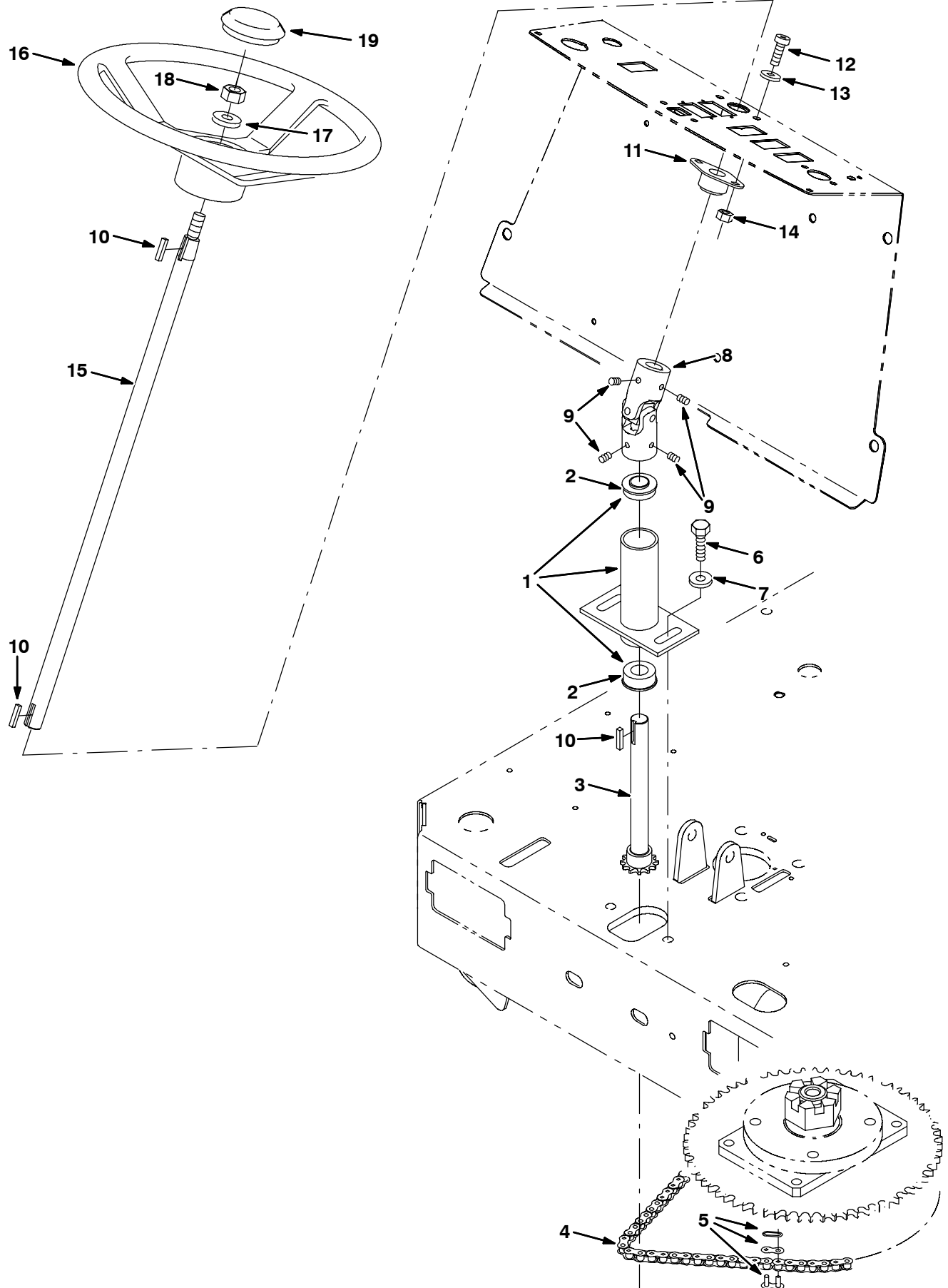


Fig. 6 - Steering Group

	Ref.	Tennant- Part No.	Description	Qty.
▽	1	391381	Housing Assy, Steering [7100/Ez Rider]	1
▲	2	223073	Bearing, Ball, 0.75b 1.38d 0.50w	2
	3	391401	Shaft, W/ Sprocket, Steering	1
	4	390788	Chain, Roller #35, .375 Pitch	1
	5	14799	Link, Chain, Roller, #35	1
	6	39284	Screw, Hex, M10 X 1.5 X 35, 8.8	2
	7	41187	Washer, Belleville, .38	2
	8	1040295	Joint, U, 0.75id	1
	9	46820	Screw, Set, .31-18 X 0.38, NI	4
	10	00912	Key, Sq, 0.19 X 0.19, 01.00l	3
	11	223065	Bushing Assy, Flng, 2 Hole, 0.75b, Nyl	1
	12	393135	Screw, Btn, M8x 1.25 X 20, Blk	2
	13	32490	Washer, Flat, .25 Std	2
	14	08709	Nut, Hex, Lock, M08 X 1.25,NI	2
	15	223061	Shaft, Steering, Upper, Mach, .75d 24.1l	1
	16	1036490	Wheel, Steering, 14.0d, Taper Bore	1
	17	32493	Washer, Flt, .50 Std	1
	18	08711	Nut, Hex, Lock, M12 X 1.75,NI	1
	19	1038966	Cap, Wheel, Steering	1

▽ ASSEMBLY

▲ INCLUDED IN ASSEMBLY

Fig. 7 - Instrument Panel

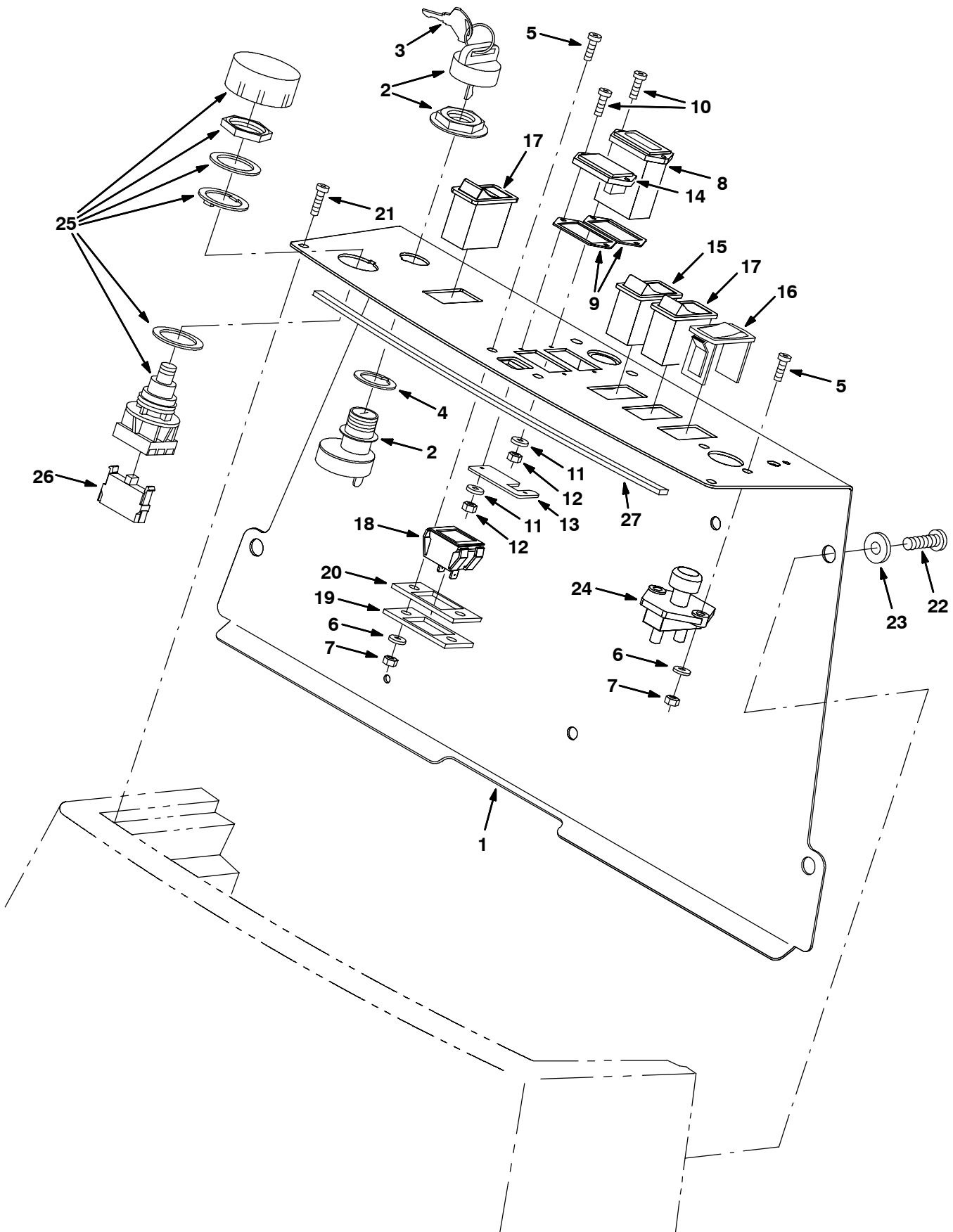


Fig. 7 - Instrument Panel

Ref.	Tennant- Part No.	Description	Qty.	
	1	392827	Panel, Instmt [Ezrider Hp/7080]	1
▽	2	392896	Switch, Key	1
▲	3	392897	Key, Replmt	1
	4	392877	Washer, Switch, Key	1
	5	393134	Screw, Btn, M6 X 1.0 X 20, Blk	4
	6	32483	Washer, Flat, .25 Sae	4
	7	08708	Nut, Hex, Lock, M06 X 1.0, NI	4
	8	377433	Gauge, Hourmeter, 12-80 VDC Analog	1
	9	222683	Gasket, Hourmeter	2
	10	09146	Screw, Pan, M03 X 0.5 X 12, 4.8	4
	11	39658	Washer, Lock, Int, #04	4
	12	01754	Nut, Hex, Std, M03 X 0.5	4
	13	393112	Plate, Sppt, Gauge, Battery	1
	14	392894	Gauge, Battery	1
	15	392171	Switch, Rocker, 36vdc, 05a Dpst On/Off/On	1
	16	398501	Switch, Rocker, Hole Plug	1
	17	397889	Switch, Rocker, Dpst	2
	18	361074	Light, Panl, 36vdc, 1.1 X 1.0	1
	19	392838	Plate, Mtg, Light	1
	20	392839	Seal, Foam	1
	21	360973	Screw, Pan, #12-16 X 0.50, F/Plstc	2
	22	09740	Screw, Pan, M08 X 1.25 X 20, 4.8	4
	23	01685	Washer, Flat, .31 Ss	4
	24	44078	Switch, Push, 12vdc 80a Spst No	1
	25	78553	Switch	1
	26	393170	Contact, Switch	1
	27	606370	Gasket Strip	1

▽ ASSEMBLY

▲ INCLUDED IN ASSEMBLY

Fig. 8 - Controller Group

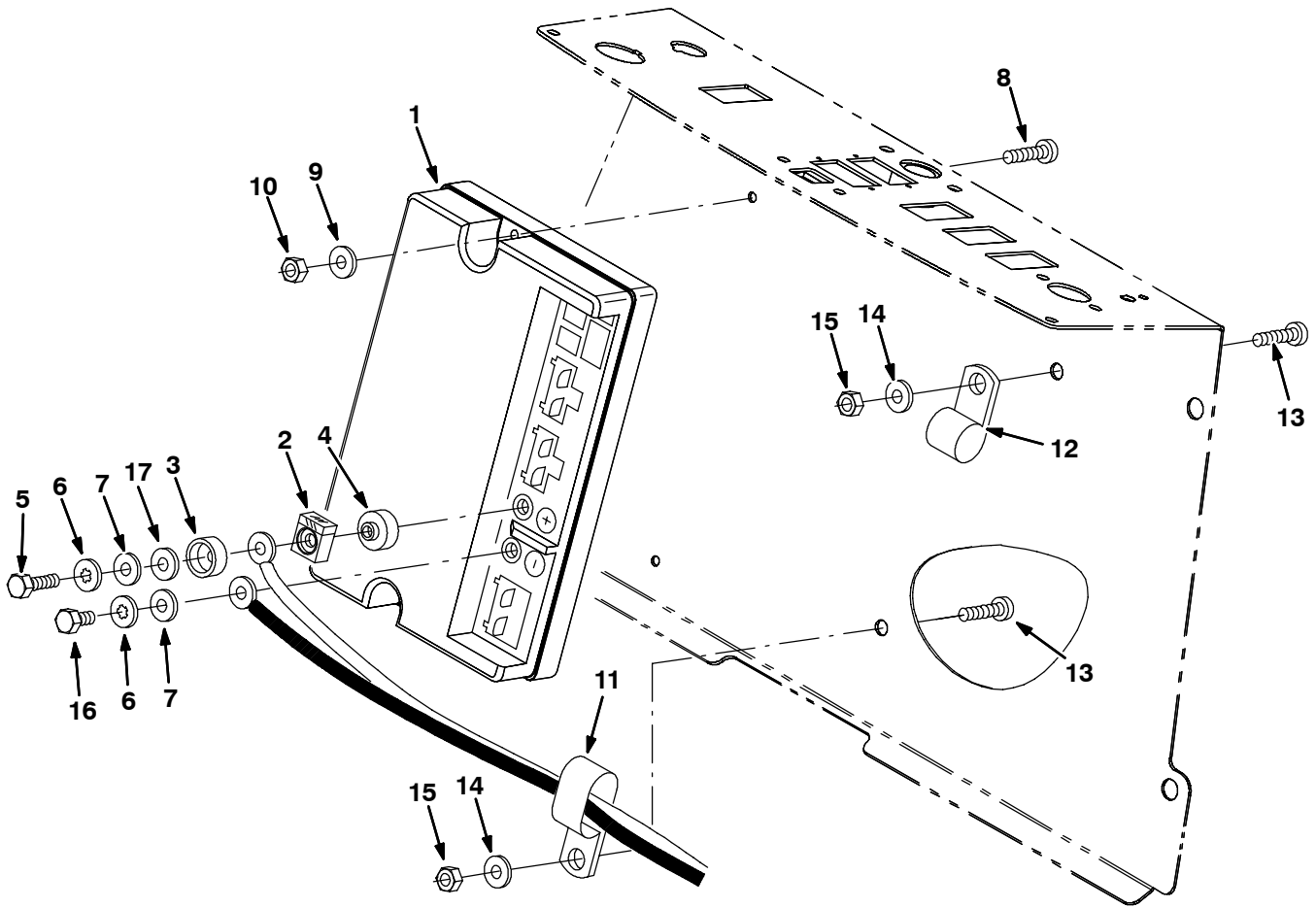


Fig. 8 - Controller Group

Ref.	Tenant- Part No.	Description	Qty.
1	1016832	Controller, Mach	1
2	392895	Fuse, 125 Amp, 58vdc	1
3	1002672	Insulator, Mtg, Fuse	1
4	1005650	Sleeve, Fuse, Controller	1
5	06945	Screw, Hex, M06 X 1.0 X 30, 8.8	1
6	32982	Washer, Lock, Int, .25	2
7	32483	Washer, Flat, .25 Sae	2
8	06937	Screw, Pan, M05 X 0.8 X 35, 4.8	2
9	19324	Washer, Flat, #10 Sae	2
10	06549	Nut, Hex, Lock, M05 X 0.8, NI	2
11	09570	Clamp, Cable, Stl, 0.9x1.8 X 0.88w, 1h	1
12	69234	Clamp, Cable, Stl, 1.00d X 0.75w, 1h	1
13	393135	Screw, Btn, M8x 1.25 X 20, Blk	2
14	32490	Washer, Flat, .25 Std	2
15	08709	Nut, Hex, Lock, M08 X 1.25,NI	2
16	87308	Screw, Hex, M06 X 1.0 X 12, 8.8	1
17	32483	Washer, Flat, .25 Sae (Non-FaST Models Only)	1

Fig. 9 - Front Drive Wheel Group

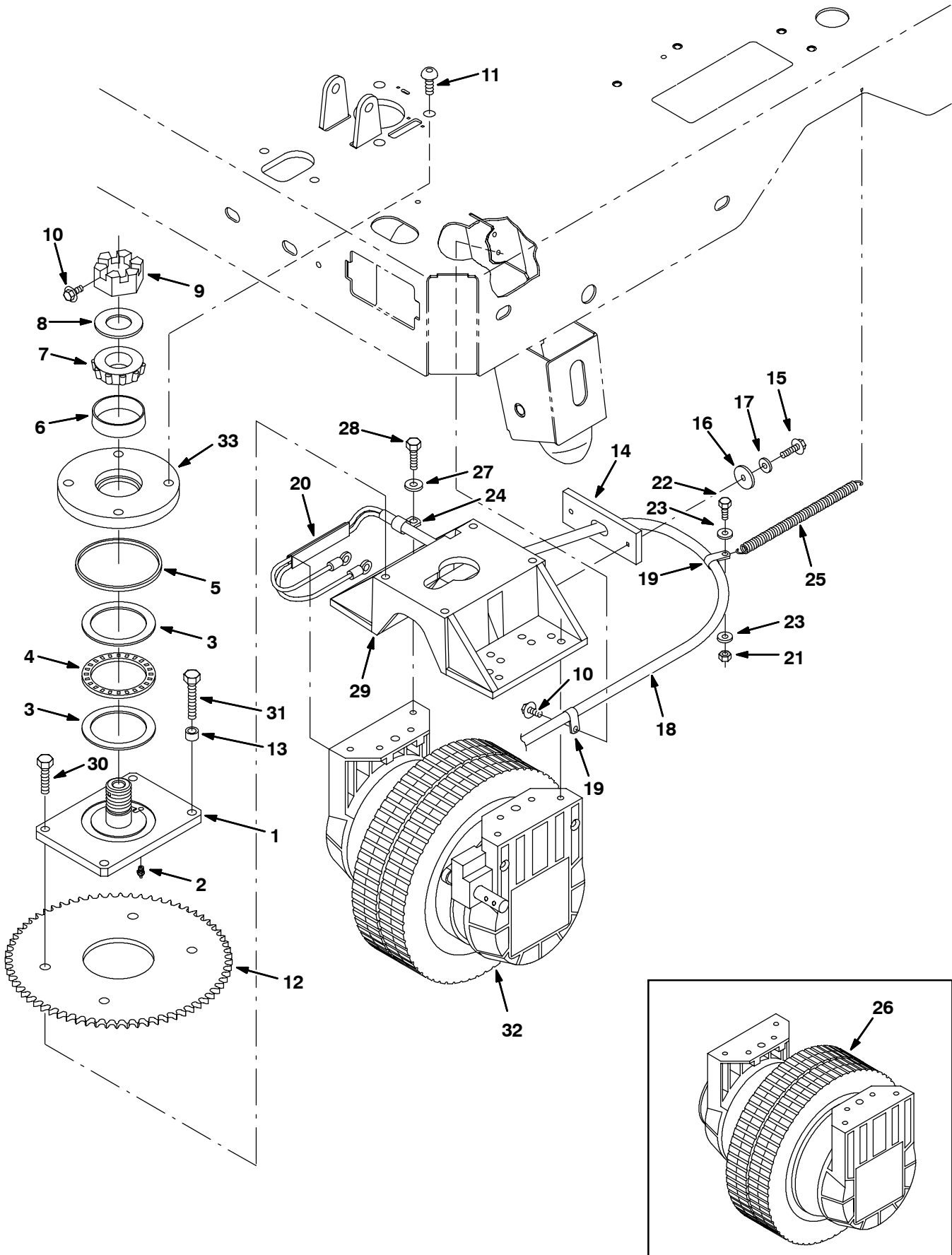


Fig. 9 - Front Drive Wheel Group

Ref.	Tennant- Part No.	Description	Qty.	
	1	390855	Plate Wldt, Swivel	1
	2	07259	Fitting, Grease, Str Pm04 .47l	1
▽		374299	Bearing Kit, Front Drive Wheel, Replmnt	2
▲	3	223161	Washer, Thrust	2
▲	4	223154	Bearing, Thrust, 2.75b 3.63d 0.13w	1
▲	5	223160	Seal, Felt, .19th, 4.3d 04.0h	1
▲	6	24989	Bearing, Cup	1
▲	7	49225	Bearing Assy, Cup/Cone	1
	8	223153	Washer	1
	9	223159	Nut, Hex, Slt'd, 1.25-12	1
	10	361339	Screw, Hex, M06 X 1.0 X 16, Fmg	2
	11	83097	Screw, Btn, M12 X 1.75 X 25, 10.9 NI	4
	12	390785	Sprocket, Steering, Drive	1
	13	390879	Spacer, .41b X .63od X .38l	1
	14	1001959	Flap, Strainrelief	1
	15	222159	Screw, Hex, M06 X 1.0 X 25, Fmg	2
	16	32490	Washer, Flat, .25 Std	2
	17	41178	Washer, Flat, 0.25 Fender	2
	18	392892	Harness, Wire, Traction Motor	1
	19	26395-1	Clamp, Cable, Stl, 0.56d X 0.38w, 1h	2
	20	391300	Duct, Pvc, 0.40 X 0.75 0.40l	1
	21	08712	Nut, Hex, Lock, M06 X 1.0, NI, Ss	1
	22	15678	Screw, Hex, M06 X 1.0 X 16, Ss	1
	23	32483	Washer, Flt, .25 Sae	2
	24	67767	Clamp, Cable, Stl, 0.69d X 0.62w, 1h	1
	25	22298	Spring, Extn, 0.50od X 0.05wir, 8.0l	1
	26	390851	① Gearbox, Wheel, Front, 250mm (See Breakdowns)	1
	27	01685	Washer, Flt, .31 Ss	6
	28	222504	Screw, Hex, M08 X 1.25 X 55, Ss	6
	29	390848	Plate, Adapter, Wheel	1
	30	06962	Screw, Hex, M10 X 1.5 X 45, 8.8	3
	31	16930	Screw, Hex, M10 X 1.5 X 50, 8.8	1
	32	1007541	② Gearbox, Wheel, 250mm, 36vdc Band Brake (See Breakdowns)	1
		374346	③ Gearbox, Wheel, 250mm, 36vdc Band Brake (See Breakdowns)	1
	33	223157	Plate, Swivel, Bottom	1

① Serial number (10046634-10160409)

② Serial number (10160410-10262871)

③ Serial number (10262872- )

▽ ASSEMBLY

▲ INCLUDED IN ASSEMBLY

Fig. 10 - Front Brake Linkage Group (00000000-10160409)

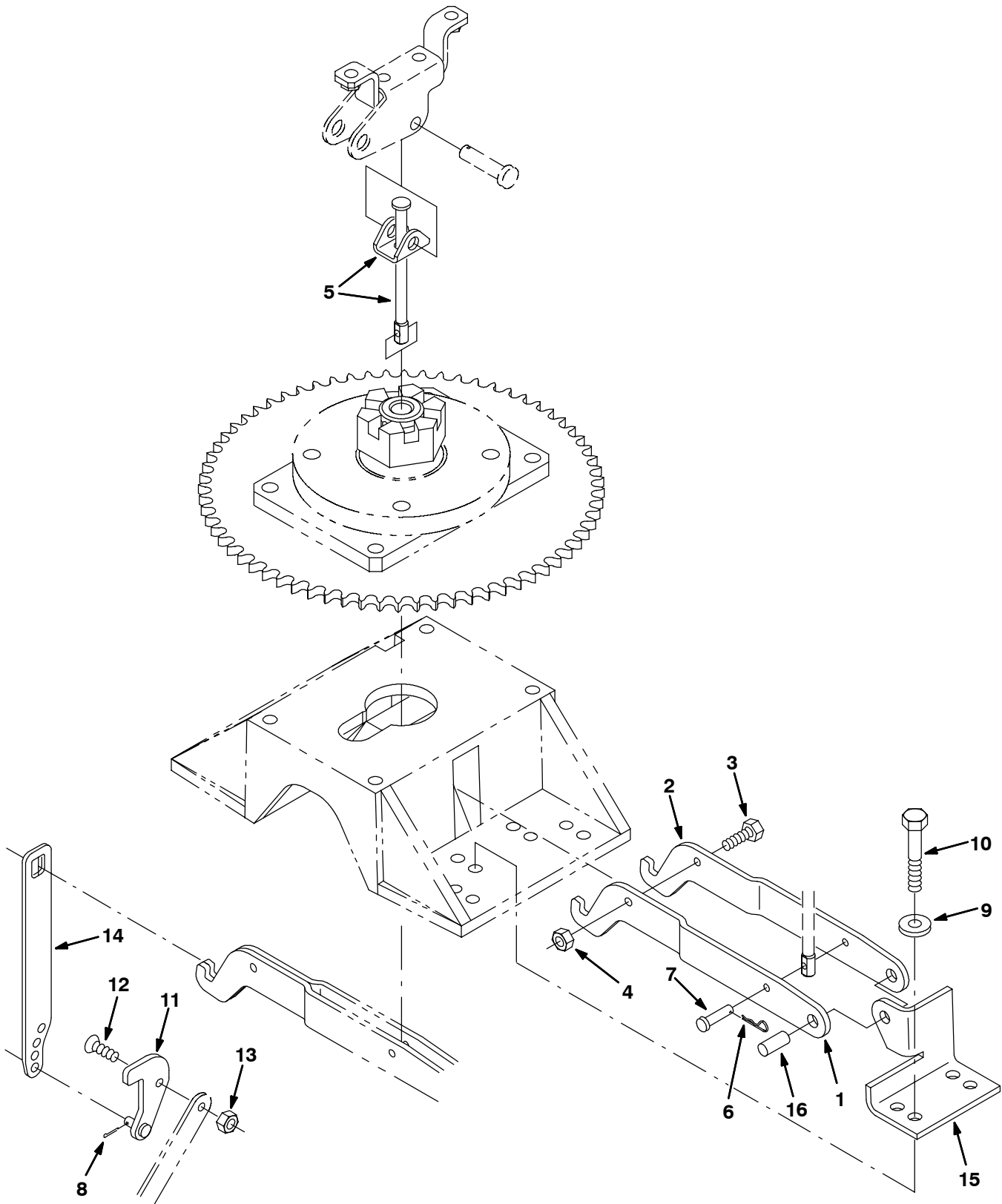


Fig. 10 - Front Brake Linkage Group (00000000-10160409)

Ref.	Tennant- Part No.	Description	Qty.
1	390892	☐ Arm, Link, Brake, Lh	1
2	390893	☐ Arm, Link, Brake, Rh	1
3	08716	☐ Screw, Hex, M06 X 1.0 X 20, Ss	1
4	08712	☐ Nut, Hex, Lock, M06 X 1.0, NI, Ss	1
5	377411	☐ Linkage Kit, Brake, Replmt.	1
6	86866	☐ Pin, Hair, Cotter, 0.38d .072wir	1
7	36191	☐ Pin, Clevis, 0.19 D X 1.00l	1
8	08170	☐ Pin, Cotter, .062 X 0.50	1
9	01685	☐ Washer, Flt, .31 Ss	2
10	06957	☐ Screw, Hex, M08 X 1.25 X 60, Ss	2
11	390895	☐ Arm Wldt, Brake	1
12	09062	☐ Screw, Flat, M06 X 1.0 X 16, 10.9	1
13	08708	☐ Nut, Hex, Lock, M06 X 1.0, NI	1
14	392968	☐ Link, Brake	1
15	390856	☐ Bracket, Brake, Pivot	1
16	390857	☐ Pin, Brake	1

☐ Serial number (10046634-10160409)

Fig. 11 - Front Brake Linkage Group (10160410-

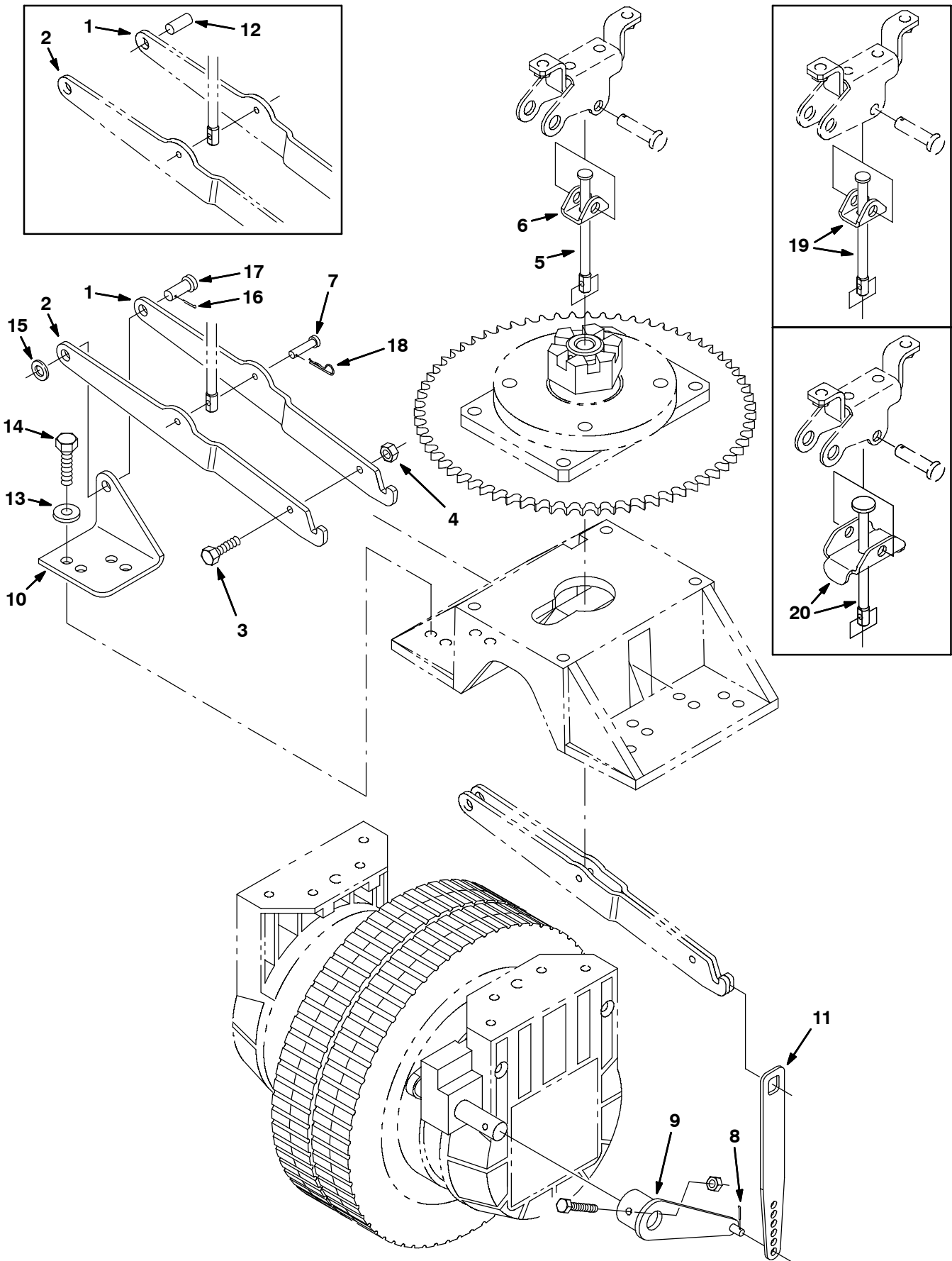


Fig. 11 - Front Brake Linkage Group (10160410- )

Ref.	Tennant- Part No.	Description	Qty.
1	1017440	② Arm, Link, Brake, Lh	1
2	1017439	② Arm, Link, Brake, Rh	1
3	08716	② Screw, Hex, M06 X 1.0 X 20, Ss	1
4	08712	② Nut, Hex, Lock, M06 X 1.0, NI, Ss	1
5	1026028	⑦ Link, Brake	1
6	1026017	⑦ Channel, Brake	1
7	36191	② Pin, Clevis, 0.19 D X 1.00l	1
8	08170	② Pin, Cotter, .062 X 0.50	2
9	1002522	② Arm Wldt, Brake	1
10	1002536	② Bracket, Brake, Pivot	1
11	1002537	② Link, Brake	1
12	86240	③ Pin, Clevis, 0.38 D X 1.13l	1
13	01685	② Washer, Flt, .31 Ss	2
14	06957	② Screw, Hex, M8 X 1.25 X 60, 8.8	2
15	32492	④ Washer	1
16	08182	④ Pin, Cotter, .125 X 1.00	1
17	140608	④ Pin, Clevis, 0.38d X 1.25l	1
18	86866	② Pin, Hair, Cotter, 0.38d .072wir	1
19	377411	⑤ Linkage Kit, Brake, Replmt	1
20	377411	⑥ Linkage Kit, Brake, Replmt	1

② Serial number (10160410- )

③ Serial number (10160410-10235461)

④ Serial number (10235462- )

⑤ Serial number (10160410-10230074)

⑥ Serial number (10230075-10251077)

⑦ Serial number (10251078- )

**Fig. 12 - Brake Pedal and Directional Pedal Group**

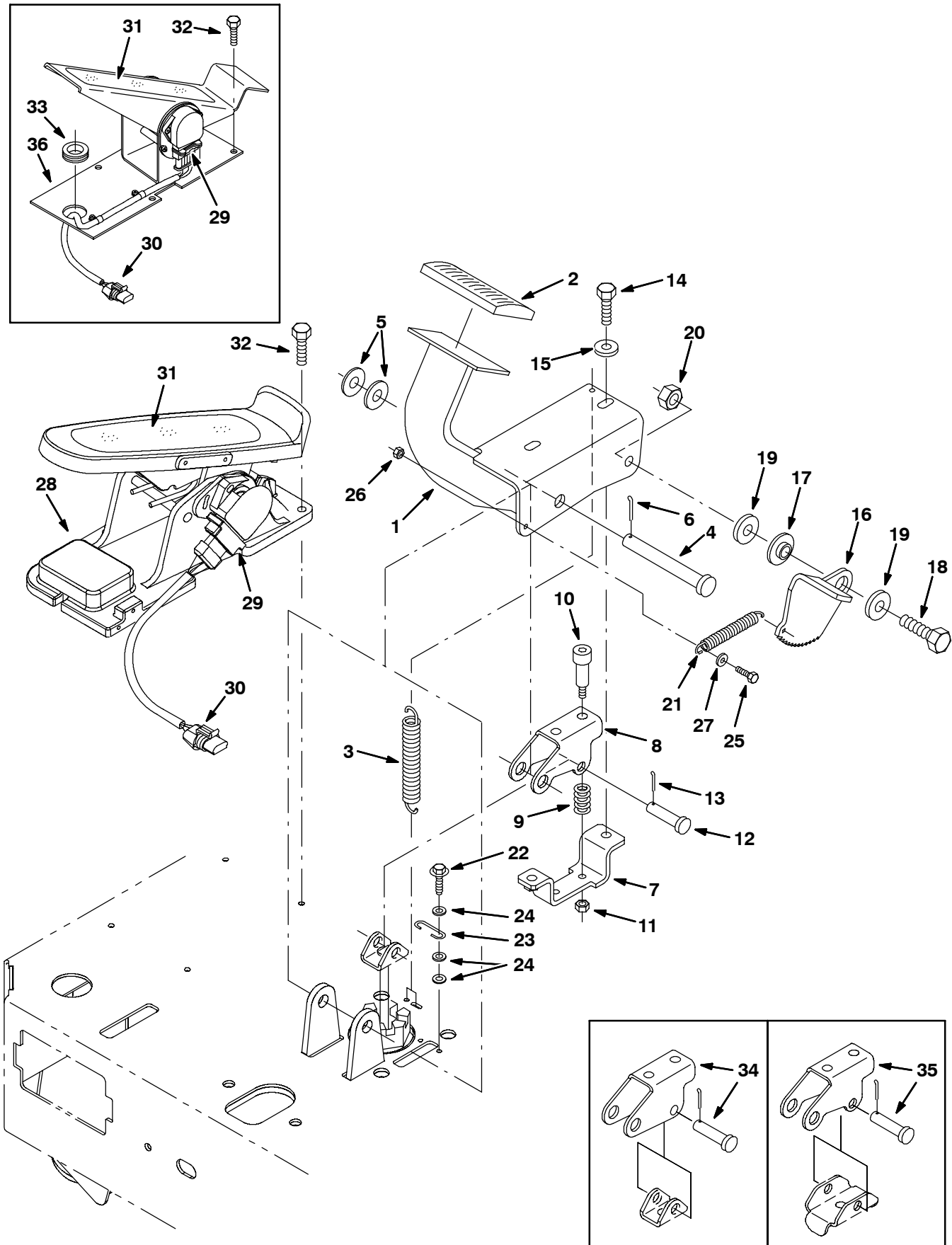


Fig. 12 - Brake Pedal and Directional Pedal Group

Ref.	Tennant- Part No.	Description	Qty.	
1	1006723	Pedal Wldt, Brake	1	
2	51109	Pad	1	
3	363981	Spring, Extn, 0.50od X 0.04wir, 3.0l	1	
4	374225	Pin, Clevis, 0.50 D X 3.75l	1	
5	32486	Washer, Flt, .50 Sae	2	
6	02942	Pin, Hair Cotter, 0.62 D .120 Wir	1	
7	392966	Channel Wldt, Mtg, Spring	1	
8	1019764	③ Bracket, Channel, Mtg, Brake	1	
9	81672	Spring, Cmpr, .37id X Flat Wir 1.0l	2	
10	16213	Bolt, Shld, .31d X 1.00, .25-20	2	
11	75934	Nut, Hex, Lock, .25-20, NI	2	
12	29558	Pin, Clevis, 0.37d X 1.50l	1	
13	39005	Pin, Cotter, .094 X 0.75	1	
14	12274	Screw, Hex, M06 X 1.0 X 20, NI	2	
15	32483	Washer, Flt, .25 Sae	2	
16	83149	Pedal, Brake, Lock	1	
17	363087	Bushing, Flng, 0.44b 1.25d 0.25l	1	
18	39284	Screw, Hex, M10 X 1.5 X 35, 8.8	1	
19	32492	Washer, Flt, .38 Std	2	
20	41430	Nut, Hex, Lock, M10 X 1.5, NI	1	
21	54745	Spring, Extn, 0.38od X 0.04wir, 2.3l	1	
22	223198	Screw, Hex, M5 X 0.8 X 10, Fmg	2	
23	97031	Spring, Wir, 0.08d, Brake, Parking	1	
24	19066	Washer, Flt, #10	6	
25	09228	Screw, Hex, M04 X 0.7 X 20, 8.8	1	
26	02850	Nut, Hex, Lock, M04 X 0.7, NI	1	
27	19065	Washer, Flat, #08	1	
▽	28	1042523	Pedal Kit, Propel, 12Vdc	1
▲	29	385728	Sensor, Pedal Position	1
▲	30	385729	Harness, Pedal	1
▲	31	1042514	⑤ Vr, Tread, Non-Skid	1
	31	82839	④ Tread, Non-Skid, 02.2w 11.5l	1
	32	222159	⑤ Screw, Hex, M6 X 1.00 X 25, Fmg	4
	32	74455	④ Screw, Hex, M06 X 1.0 X 12, Fmg	4
	33	10632	④ Grommet, Rbr, 0.89id, F/ 1.2h, .14matl	1
	34	377411	① Linkage Kit, Brake, Replmt	1
	35	377411	② Linkage Kit, Brake, Replmt	1
	36	N/A	④ Replaced by item #28	1

① Serial number (00000000-10230074)

② Serial number (10230075-10251077)

③ Serial number (10251078- )

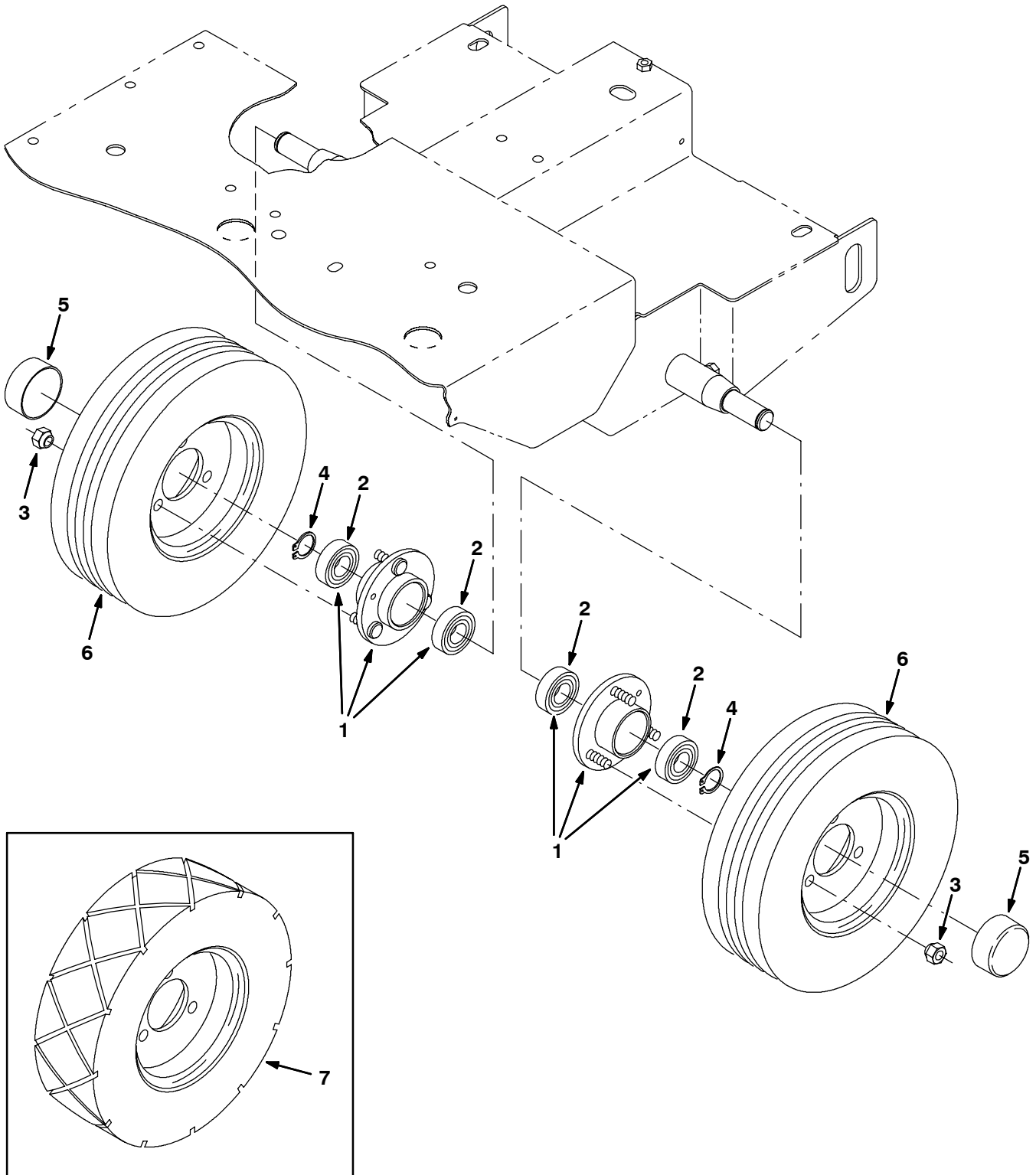
④ Serial number (00000000-10371923)

⑤ Serial number (10371924- )

▽ ASSEMBLY

▲ INCLUDED IN ASSEMBLY

Fig. 13 - Rear Wheel Group



**Fig. 13 - Rear Wheel Group**

	<b>Ref.</b>	<b>Tennant- Part No.</b>	<b>Description</b>	<b>Qty.</b>
▽	1	391382	Housing Assy, Wheel [7100/Ez Rider]	2
▲	2	13534	Bearing, Ball, 0.98b 2.05d 0.59w	2
	3	11109	Nut, Wheel, .44-20 X 60 Angle	6
	4	09005	Ring, Retaining, Ext, 1.00d, Basic	2
	5	390905	Cap, Axle, Vyl, 02.38d	2
	6	369345	Tire Assy, Solid, 12.3x3.5 3.5bc/3bolt (Standard)	2
	7	1036256	Tire Assy, Solid, 12.0X3.5 3.5Bc/3bolt (Optional)	2

▽ ASSEMBLY

▲ INCLUDED IN ASSEMBLY

Fig. 14 - Scrub Head Lift Group

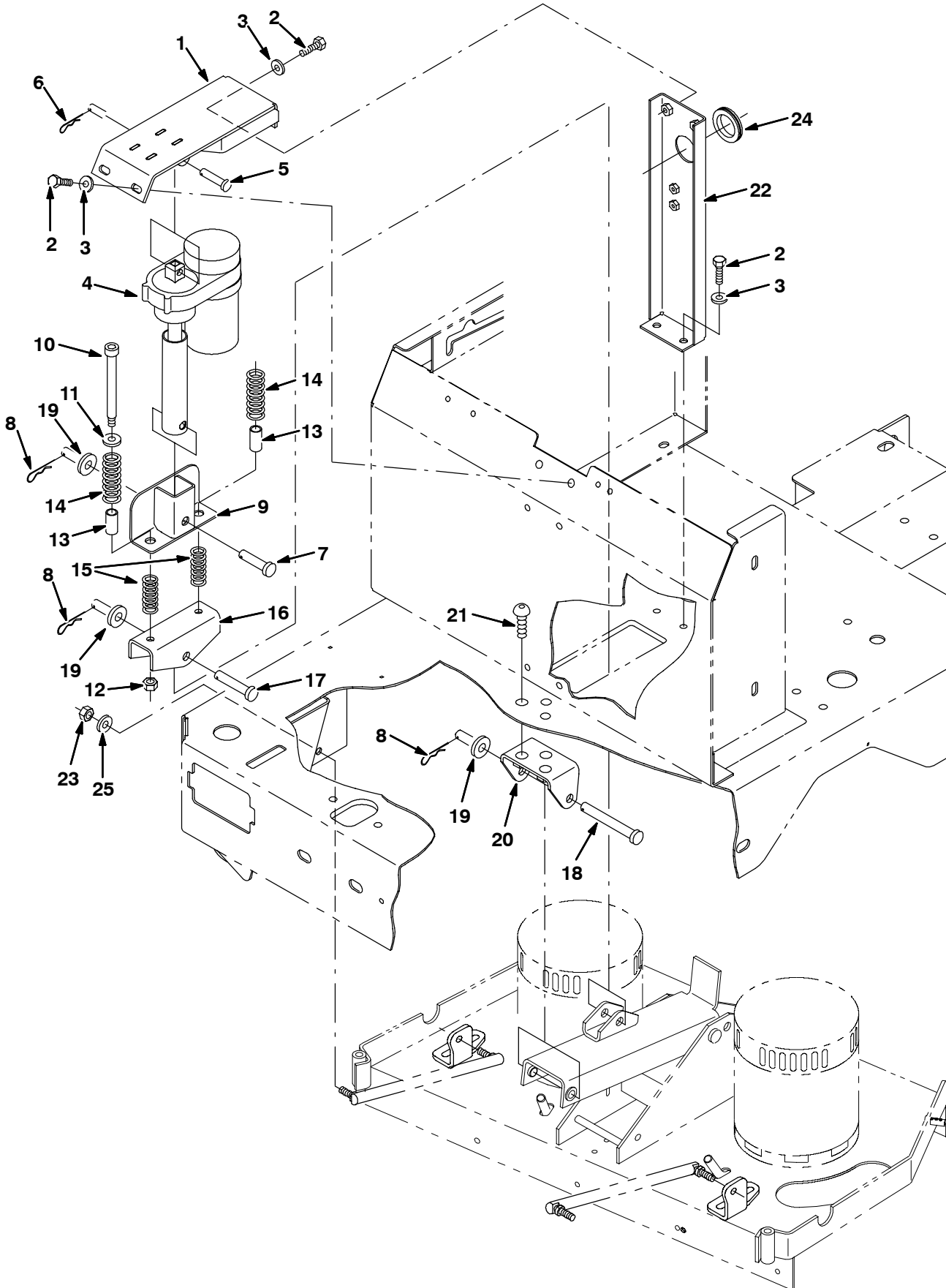


Fig. 14 - Scrub Head Lift Group

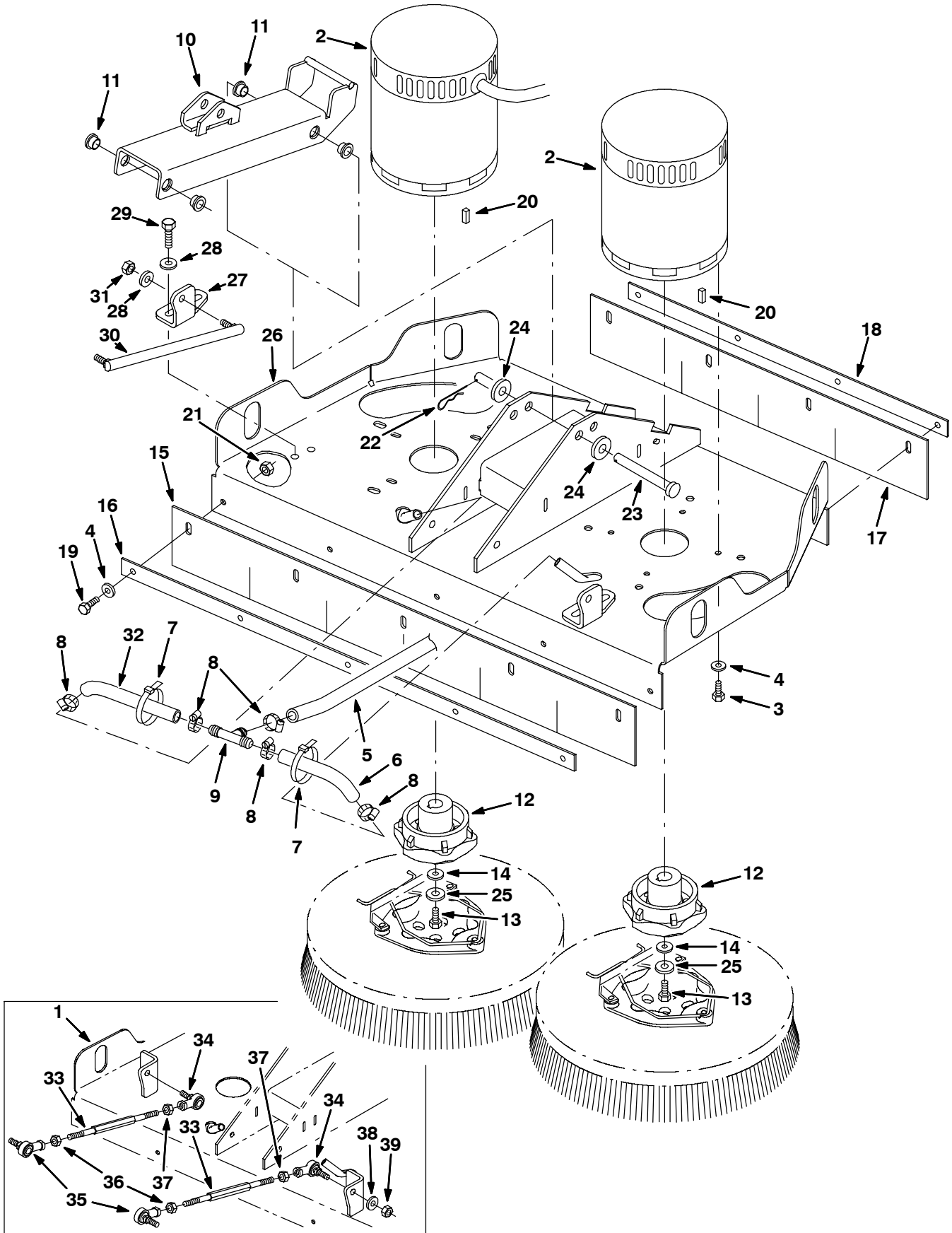
Ref.	Tennant- Part No.	Description	Qty.
1	393023	Channel Wldt, Actuator, Mtg	1
2	39277	Screw, Hex, M08 X 1.25 X 25, 8.8	6
3	32490	Washer, Flat, .25 Std	6
4	393151	Kit, Replmt, Actuator	1
5	17461	Pin, Clevis, 0.37 D X 1.75l	1
6	86866	Pin, Hair Cotter, 0.38 D .072 Wir	1
7	51534	Pin, Clevis, 0.50 D X 2.00l	1
8	02942	Pin, Hair Cotter, 0.62 D .120 Wir	3
9	392887	Bracket Wldt, Guide, Actuator	1
10	45960	Bolt, Shld, .50d X 4.25, .38-16	2
11	32486	Washer, Flt, .50 Sae	4
12	36643	Nut, Hex, Lock, .38-16, NI, Thin	2
13	50682	Sleeve, .50id X .62od X 1.31l	2
14	223518	Spring, Cmpr, 0.98od .14wir 2.5l	2
15	223517	Spring, Cmpr, 0.84od .11wir 2.0l	2
16	390665	Channel, Input, Tool, Lift	1
17	11211	Pin, Clevis, 0.50 D X 2.25l	1
18	222196	Pin, Clevis, 0.50 D X 4.00l	1
19	32486	Washer, Flat, .50 Sae	3
20	392967	Channel Wldt, Mtg, Tool, Lift	1
21	83097	Screw, Btn, M12 X 1.75 X 25, 10.9 NI	3
22	392816	Channel Wldt, Sppt	1
23	50269	① Nut, Hex, Lock, .38-24, NI, Ss	2
23	08714	② Nut, Hex, Lock, M10 x 1.5, NI, Ss	2
24	04051	Grommet, Rbr, 1.31id, F/ 1.6h, .12matl	1
25	01686	Washer, Flat, 0.44b 1.00 .08, Ss	2

① Serial number (0000000-xxxxxxx)

② Serial number (xxxxxxx- )

# STANDARD PARTS

Fig. 15 - Disk Scrub Head Drive Motor Group, 700 mm (28 in)  
(0000000-10214060)



**Fig. 15 - Disk Scrub Head Drive Motor Group, 700 mm (28 in)  
(00000000-10214060)**

NOTE: Disk Scrub Head Kit, Tennant Part Number 393001, includes Fig. 15 and Fig. 17.

Ref.	Tennant- Part No.	Description	Qty.
	1	393164 [1] Kit, Ci, Scrubhead, 700mm	1
▽	2	390849 Motor, Ele, 36vdc, 0.50hp, 0320rpm	2
▲	611287000	Brush Assy, Motor	1
	3	24672 Screw, Hex, .25-20 X 0.75, Ss	8
	4	01684 Washer, Flt, 25 Ss	17
	5	390933 Hose, Pvc, Brd, 0.50id (376716)	25.00'
	6	1011403 Hose, Afmkt Pvc, Brd 0.50id X 1 Ft (376716)	0.550'
	7	44961 Tie, Cable, Nyl, 14.5L .30W 4.0 Max D	2
	8	607776 Clamp Hose .73-.77 2 Wire Blk	5
	9	63245-1 Fitting, Plstc, Tee, Bm08/Bm08/Bm08	1
	10	392904 Channel Wldt, Lift Tool	1
	11	15648 Bushing, Flng, 0.50b 0.59d 0.38l	4
	12	1042966 Hub, Drive, Brush, Disk, 0.75b [6t]	2
	13	02991 Screw, Hex, .31-18 X 0.75, Ss	2
	14	41186 Washer, Belleville, .31	2
	15	390633 Skirt, Front, Scb, Disk, 28 Inch	1
	16	390635 Strip, Retainer, Skirt, Front, 28 Inch	1
	17	390634 Skirt, Rear, Scb, Disk, 28 Inch	1
	18	390636 Strip, Retainer, Skirt, Rear, 28 Inch	1
	19	08716 Screw, Hex, M06 X 1.0 X 20, Ss	9
	20	00926 Key, Sq, 0.25 X 0.25, 00.75l	2
	21	08712 Nut, Hex, Lock, M06 X 1.0, NI, Ss	9
	22	44906 Pin, Hair Cotter, 0.69 D .092 Wir	1
	23	222196 Pin, Clevis, 0.50 D X 4.00l	1
	24	32486 Washer, Flt, .50 Sae	2
	25	01686 Washer, Flat, 0.44b 1.00 .08, Ss	2
	26	9003807 [2] Head Kit, Ci, 700mm	1
	27	1006123 [2] Bracket, Link, Head, Disk	2
	28	01686 [2] Washer, Flat, 0.44b 1.00 .08, Ss	6
	29	10959 [2] Screw, Hex, M10 X 1.5 X 20, SS, NL	4
	30	392882 [2] Link, Balljoint, M10 X 1.5, 11.0L	2
	31	08714 [2] Nut, Hex, Lock, M10 X 1.5, NL, SS	2
	32	1011403 Hose, Afmkt Pvc, Brd 0.50id X 1 Ft (376716)	0.550'
	33	390666 [1] Rod, Thrd, 2 End, .38-24 09.0l Lh/Rh	2
	34	86780 [1] Rod-End, .38-24lh Fem 0.38-24stud	2
	35	86781 [1] Rod-End, .38-24rh Fem 0.38-24stud	2
	36	20171 [1] Nut, Hex, Jam, .38-24	2
	37	82889 [1] Nut, Hex, Jam, .38-24, Lh	2
	38	01686 [1] Washer, Flat, 0.44b 1.00 .08, Ss	4
	39	50269 [1] Nut, Hex, Lock, .38-24, NI, Ss	4

[1] Serial number (00000000-10188432)

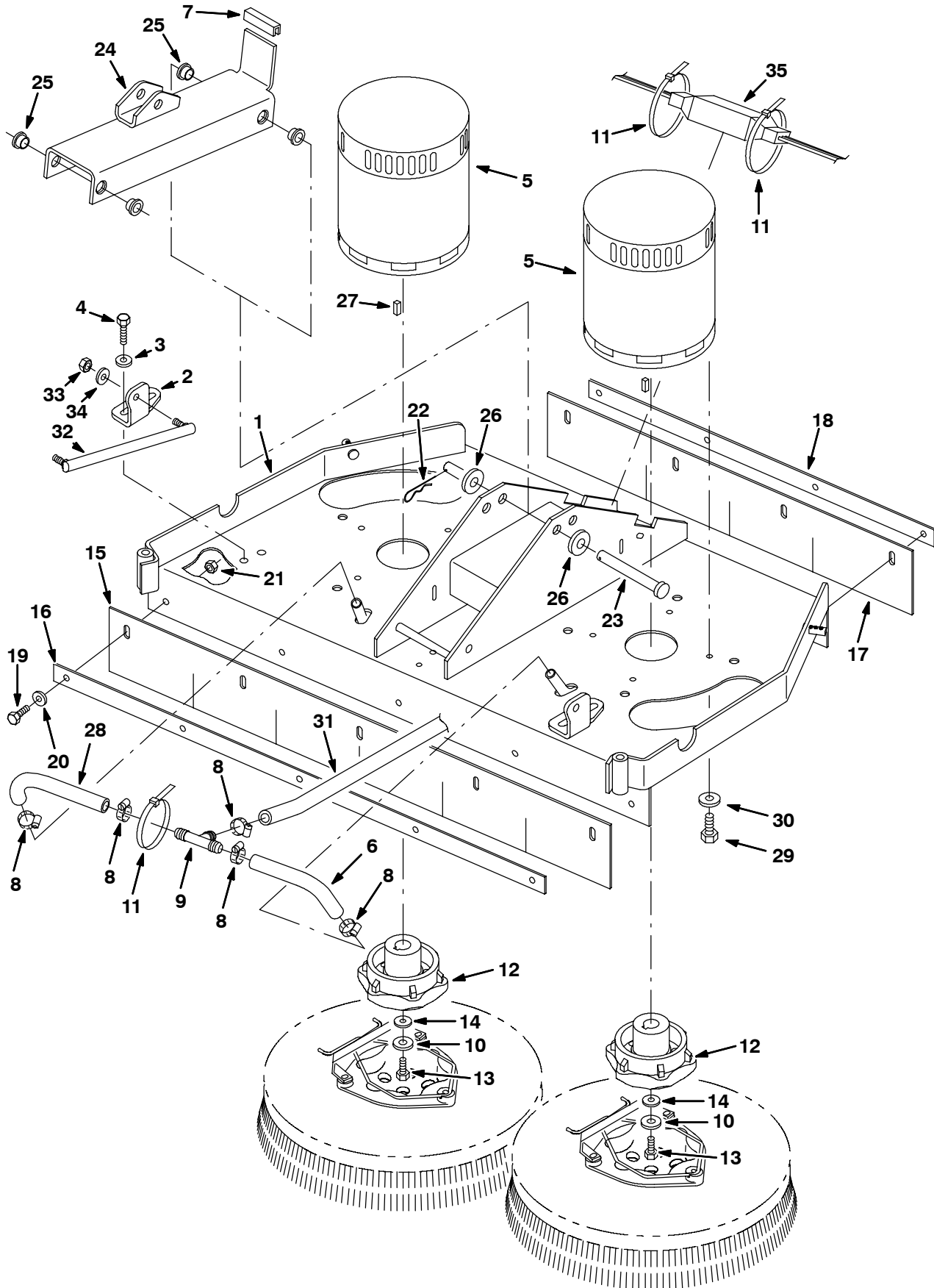
[2] Serial number (10188433-10214060)

▽ ASSEMBLY

▲ INCLUDED IN ASSEMBLY

# STANDARD PARTS

Fig. 16 - Disk Scrub Head Drive Motor Group, 700 mm (28 in)  
(10214061- )



**Fig. 16 - Disk Scrub Head Drive Motor Group, 700 mm (28 in)**  
**(10214061- )**

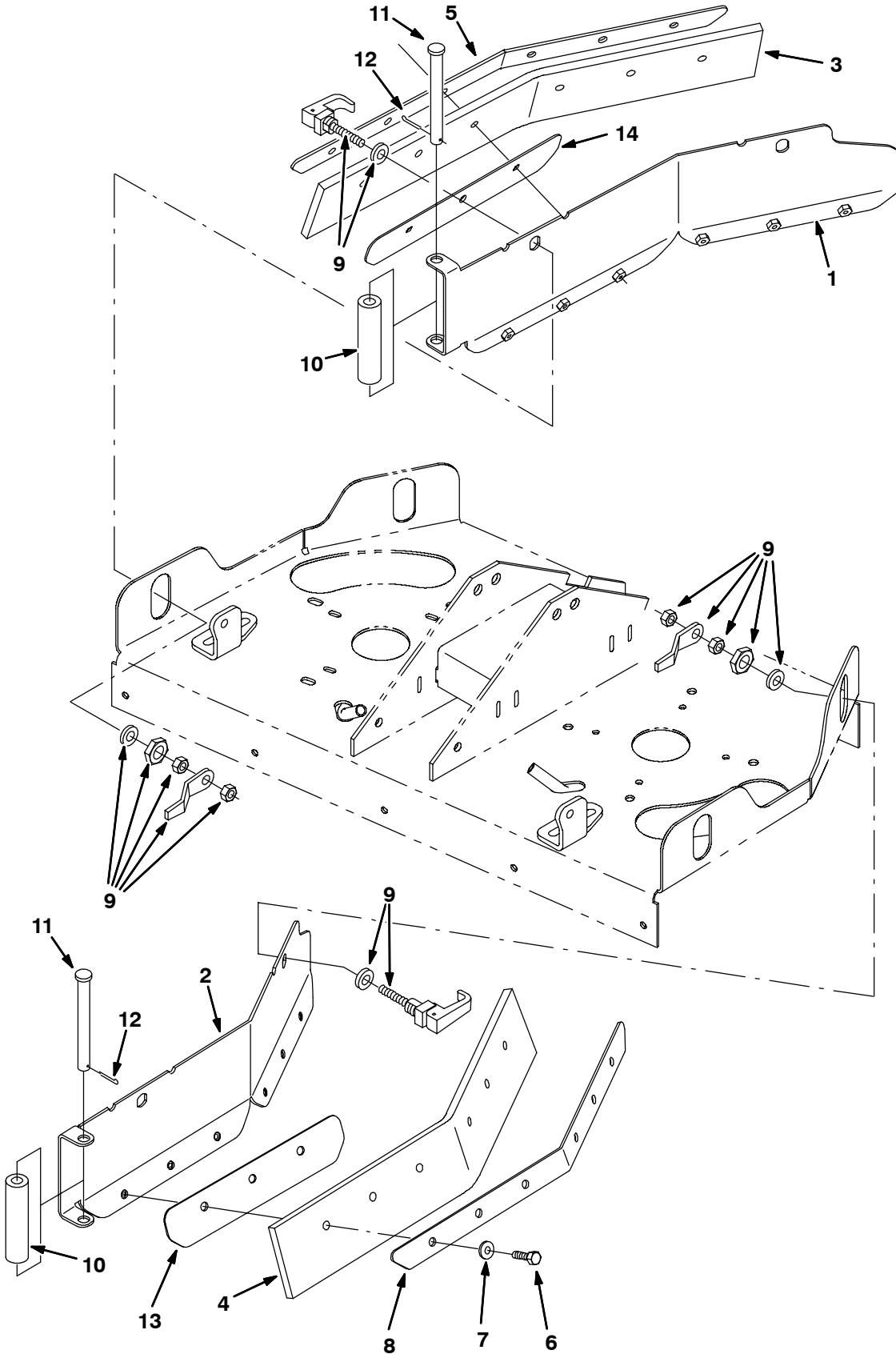
NOTE: Disk Scrub Head Kit, Tennant Part Number 391029, includes Fig. 16 and Fig. 18

	Ref.	Tennant- Part No.	Description	Qty.
▽	1	1040861	Head Kit, Ci, 28 Inch [7100]	1
▲	2	1006123	Bracket, Link, Head, Disk	2
▲	3	01686	Washer, Flat, 0.44b 1.00 .08, Ss	4
▲	4	10959	Screw, Hex, M10 X 1.5 X 20, SS, NL	4
▽	5	390849	Motor, Ele, 36vdc, 0.50hp, 0320rpm	2
▲		611287000	Brush Assy, Motor	1
	6	1011403	Hose, Afmkt Pvc, Brd 0.50id X 1 Ft (376716)	0.550'
	7	223645	Molding, Trim, Rbr, .13 03.0	1
	8	54333	Clamp, Hose, Wormdrive, 0.31-0.88d	5
	9	63245-1	Fitting, Plstc, Tee, Bm08/Bm08/Bm08	1
	10	01686	Washer, Flat, 0.44b 1.00 .08, Ss	2
	11	44961	Tie, Cable, Nyl, 14.5l .30w 4.0 Max D	3
	12	377364	Hub, Drive, Brush, Disk, 0.75b 6t	2
	13	02991	Screw, Hex, .31-18 X 0.75, Ss	2
	14	41186	Washer, Belleville, .31	2
	15	390633	Skirt, Front, Scb, Disk, 28 Inch	1
	16	390635	Strip, Retainer, Skirt, Front, 28 Inch	1
	17	390634	Skirt, Rear, Scb, Disk, 28 Inch	1
	18	390636	Strip, Retainer, Skirt, Rear, 28 Inch	1
	19	08716	Screw, Hex, M06 X 1.0 X 20, Ss	9
	20	01684	Washer, Flt, .25 Ss	9
	21	08712	Nut, Hex, Lock, M06 X 1.0, NI, Ss	9
	22	02942	Pin, Hair Cotter, 0.62 D .120 Wir	1
	23	222196	Pin, Clevis, 0.50 D X 4.00l	1
	24	390741	Channel Wldt, Lift Tool	1
	25	15648	Bushing, Flng, 0.50b 0.59d 0.38l	4
	26	32486	Washer, Flt, .50 Sae	2
	27	00926	Key, Sq, 0.25 X 0.25, 0.75l	2
	28	1011403	Hose, Afmkt Pvc, Brd 0.50id X 1 Ft (376716)	0.550'
	29	24672	Screw, Hex, .25-20 X 0.75, Ss	8
	30	01684	Washer, Flt, 0.25 Ss	8
	31	390933	Hose, Pvc, Brd, 0.50id (376716)	25.00'
	32	392882	Link, Balljoint, M10 X 1.5, 11.0L	2
	33	08714	Nut, Hex, Lock, M10 X 1.5, NL, SS	2
	34	01686	Washer, Flat, 0.44b 1.00 .08, Ss	2
	35	390777	Harness, Disk Head, Ele	1

▽ ASSEMBLY

▲ INCLUDED IN ASSEMBLY

Fig. 17 - Disk Scrub Head Squeegee Group, 700 mm (28 in)  
(0000000-10214060)



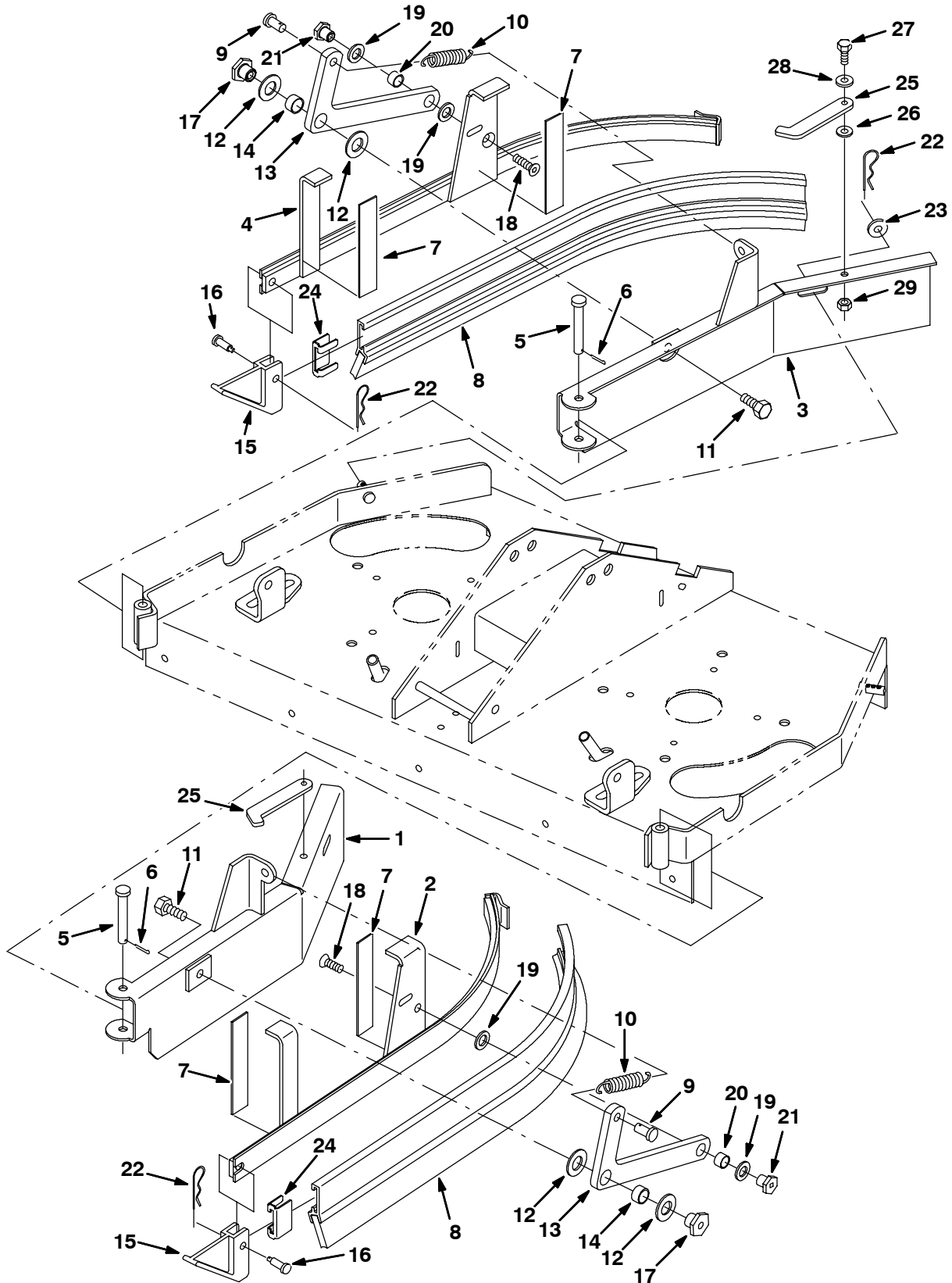
**Fig. 17 - Disk Scrub Head Squeegee Group, 700 mm (28 in)  
(00000000-10214060)**

*NOTE: Disk Scrub Head Kit, Tennant Part Number 393001, includes Fig. 15 and Fig. 17.*

<b>Ref.</b>	<b>Tennant- Part No.</b>	<b>Description</b>	<b>Qty.</b>
1	1001268	Angle, Rh	1
2	392841	Angle, Lh	1
3	1001290	Blade, Sqge, Rh	1
4	392842	Blade, Sqge, Lh	1
5	392823	Retainer, Rh	1
6	392840	Retainer, Lh	1
7	09007	Screw, Hex, M06 X 1.0 X 25, Ss	12
8	01684	Washer, Flat, .25 Ss	12
9	65695	Latch	4
10	222055	Roller, Linkage, Head	2
11	222197	Pin, Clevis, 0.50 D X 4.75l	2
12	08175	Pin, Cotter, .125 X 1.25	2
13	1008969	Plate, Backup, Sqge, Lh	1
14	1008981	Plate, Backup, Sqge, Rh	1

# STANDARD PARTS

Fig. 18 - Disk Scrub Head Squeegee Group, 700 mm (28 in)  
(10214061- )



**Fig. 18 - Disk Scrub Head Squeegee Group, 700 mm (28 in)**  
**(10214061- )**

NOTE: Disk Scrub Head Kit, Tennant Part Number 391029, includes Fig. 16 and Fig. 18.

Ref.	Tennant- Part No.	Description	Qty.
1	390702	Door Wldt, Mtg, Lh, 28 Inch Disk	1
2	390707	Bladeholder Wldt, Sqge, Disk, Lh	1
3	390710	Door Wldt, Mtg, Rh, 28 Inch Disk	1
4	390720	Bladeholder Wldt, Sqge, Disk, Rh	1
5	391179	Pin, Clevis, 0.37 D X 2.62l	2
6	08182	Pin, Cotter, .125 X 1.00	2
7	390988	Tape, [Protective], .0080th, 1.0w, 5.0l	4
8	86859	Squeegee Assy, Side [Linatex]	2
9	39019	Pin, Clevis, 0.37 D X 0.75l	2
10	15047	Spring, Extn, 0.62od X 0.08wir, 3.0l	2
11	09291	Screw, Hex, M10 X 1.5 X 20, Ss	2
12	64425	Washer, Thrust, 0.61b 1.25d .06, Fgl	4
13	25709	Bellcrank, Lift, Sqge	2
14	71607	Bushing, Sleeve, 0.63b 0.72d 0.38l	2
15	86865	Guide, Side Sqge	2
16	69582	Pin, Clevis, 0.31 D X 1.00l	2
17	391345	Nut, T, M 10 X1.5 0.623od .516lg	2
18	79246	Screw, Flat, M08-1.25x 20, Ss	2
19	86860	Bearing, Thrust	4
20	64173	Bushing, Sleeve, 0.50b 0.59d 0.38l, Stl	2
21	391346	Nut, T, M8x1.25 X0.498od, 0.516lg	2
22	44906	Pin, Hair Cotter, 0.69 D .092 Wir	4
23	01686	Washer, Flat, 0.44b 1.00 .08, Ss	2
24	86759	Retainer, Sqge	2
25	390997	Lever, Lock, Side Sqge	2
26	16236	Washer, 0.26b 0.72d .06, Nyl	2
27	08716	Screw, Hex, M06 X 1.0 X 20, Ss	2
28	01684	Washer, Flat, .25 Ss	2
29	08712	Nut, Hex, Lock, M06 X 1.0, NI, Ss	2

Fig. 19 - Recovery Tank Group

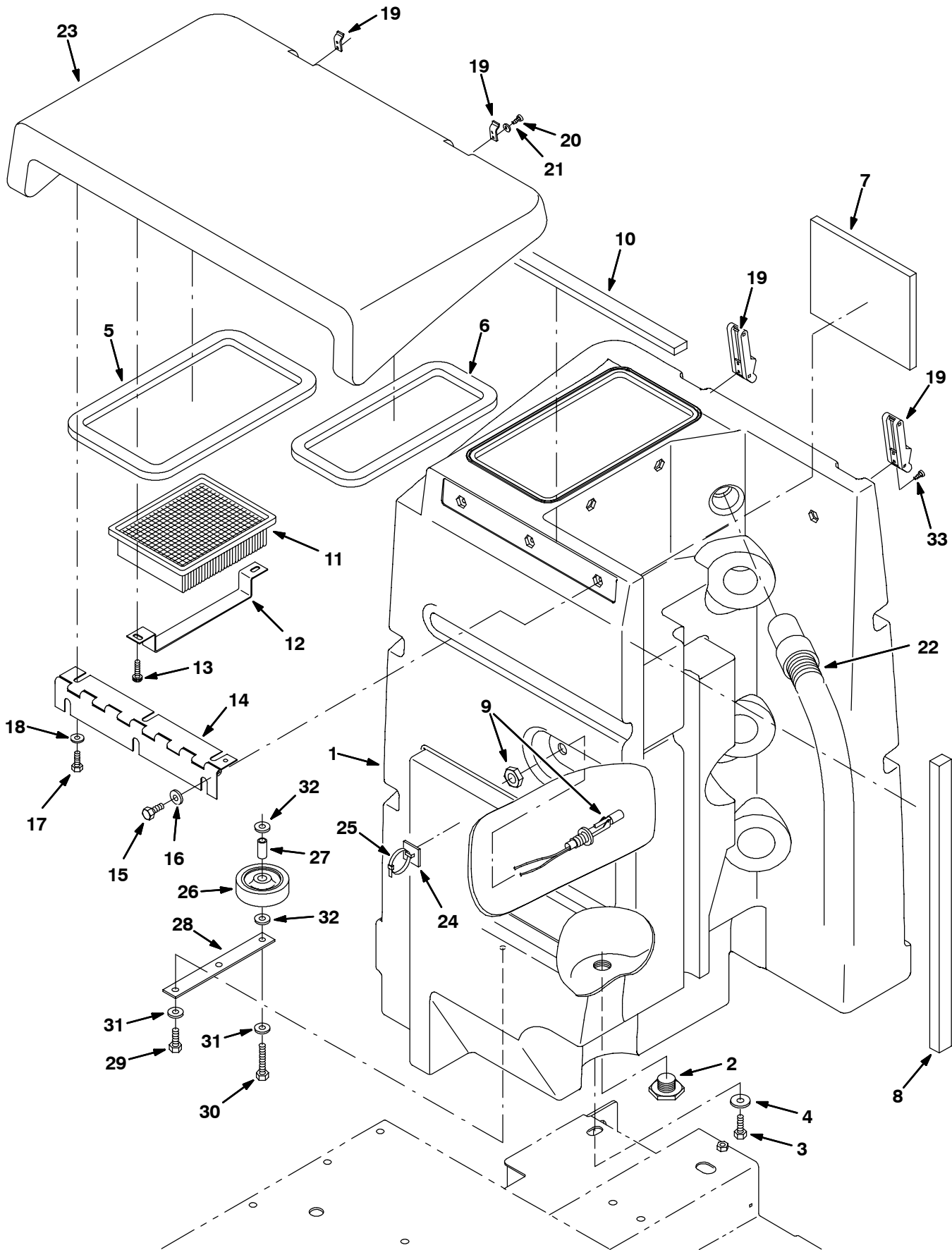


Fig. 19 - Recovery Tank Group

Ref.	Tennant- Part No.	Description	Qty.	
	1	392953	Tank, Recvy, W/ Es, Afmkt [7080]	1
▽		392954	Tank, Recvy, W/O Es, Afmkt [7080]	1
▲	2	75611	Fitting, Plstc, Plug, Pm12	1
	3	12273	Screw, Hex, M08 X 1.25 X 20, Ss, NI	1
	4	13248	Washer, 0.40b 1.12d .12, Stl, PI	1
	5	390882	Seal, Tank, Recvy	1
	6	390883	Seal, Tank, Soltn	1
	7	391338	Insulation, Acstc	1
	8	391341	Insulation, Acstc	1
	9	385685	② Sensor, Level, Liq, 14vdc 01a .62-11	1
	9	9003361	① Switch Kit, Float, Ci	1
	10	391372	Insulation, Acstc	1
	11	1037822	Filter, Panl, Dust, 2.0 X 06.1 X 07.6	1
	12	393133	Bracket, Filter	1
	13	603012	Knob, Rnd, . D . L	2
	14	391351	Hinge, .25pin .08 3.5w 13.0l 4/.25slot	1
	15	09740	Screw, Hex, M08 X 1.25 X 20, Ss	3
	16	01685	Washer, Flat, .31 Ss	3
	17	15678	Screw, Hex, M06 X 1.0 X 16, Ss	3
	18	01684	Washer, Flat, .25 Ss	3
	19	49800	Latch	2
	20	391403	Screw, Pan, M04x0.7 X 8, Ss	4
	21	41578	Washer, Flat, #06 Ss	4
	22	390946	Hose, Vacuum	1
	23	392944	Cover, Tank, Mold, Ce [7080]	1
	24	55248	Mount, Cable Tie	1
	25	49266	Tie, Cable, Nyl 07.3L .19W 1.8 Max D	1
	26	81580	Wheel, 4.0d 0.87w 0.44b	1
	27	393129	Sleeve, P/M, 0.437d 0.318b 1.15l 430ss	1
	28	390822	Strip	1
	29	09740	Screw, Hex, M08 X 1.25 X 20, Ss	2
	30	49694	Screw, Hex, M08 X 1.25 X 50, Ss	1
	31	01685	Washer, Flt, .31 Ss	6
	32	32490	Washer, Flat, .25 Std	2
	33	607006	Screw, Trs, M4 X 0.70 X 12, Phl, PI	4

① Serial number (00000000-10353605)

② Serial number (10353606- )

▽ ASSEMBLY

▲ INCLUDED IN ASSEMBLY

Fig. 20 - Vacuum Fan Group

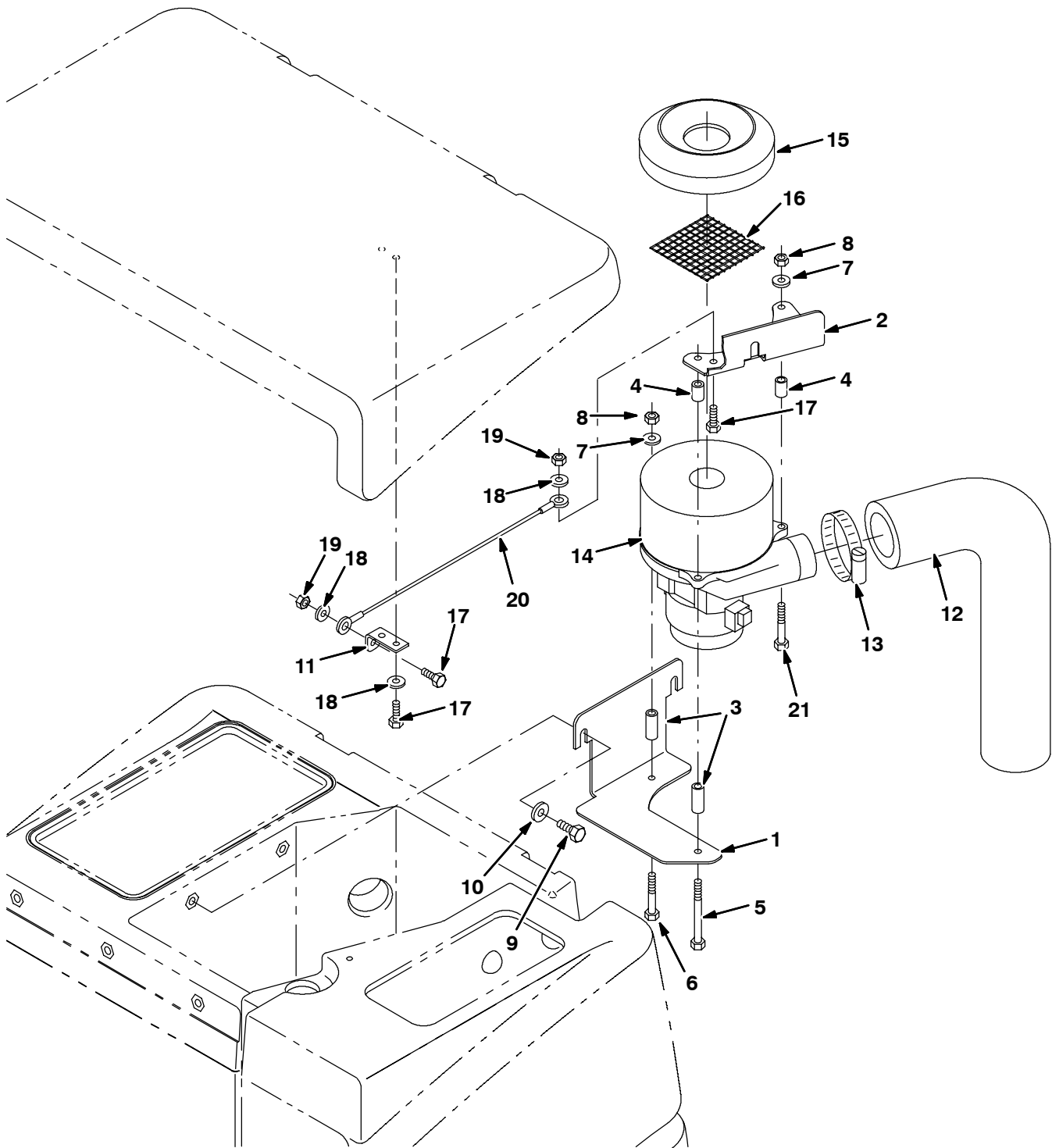


Fig. 20 - Vacuum Fan Group

Ref.	Tenant- Part No.	Description	Qty.	
1	393027	Bracket, Fan	1	
2	393028	Bracket, Fan	1	
3	222497	Sleeve	2	
4	360930	Sleeve	2	
5	391434	Screw, Hex, M06 X 1.0 X 80, Ss	1	
6	58979	Screw, Hex, M06 X 1.0 X 55, Ss	1	
7	01684	Washer, Flt, .25 Ss	3	
8	08712	Nut, Hex, Lock, M06 X 1.0, NI, Ss	3	
9	09740	Screw, Hex, M08 X 1.25 X 20, Ss	3	
10	01685	Washer, Flt, .31 Ss	3	
11	391309	Bracket, Cable	1	
12	390677	Muffler, Vacuum Fan	1	
13	22297	Clamp, Hose, Wormdrive, 1.56-2.50d	1	
▽	14	391296	Fan Assy, Vacuum (See Breakdowns)	1
▲	15	391343	Seal, Fan	1
▲	16	391350	Screen, Fan Inlet	1
	17	08716	Screw, Hex, M06 X 1.0 X 20, Ss	4
	18	01684	Washer, Flt, .25 Ss	4
	19	08712	Nut, Hex, Lock, M06 X 1.0, NI, Ss	2
	20	391368	Cable	1
	21	33930	Screw, Hex, M06 X 1.0 X 40, Ss	1

▽ ASSEMBLY

▲ INCLUDED IN ASSEMBLY

Fig. 21 - Solution Tank Group

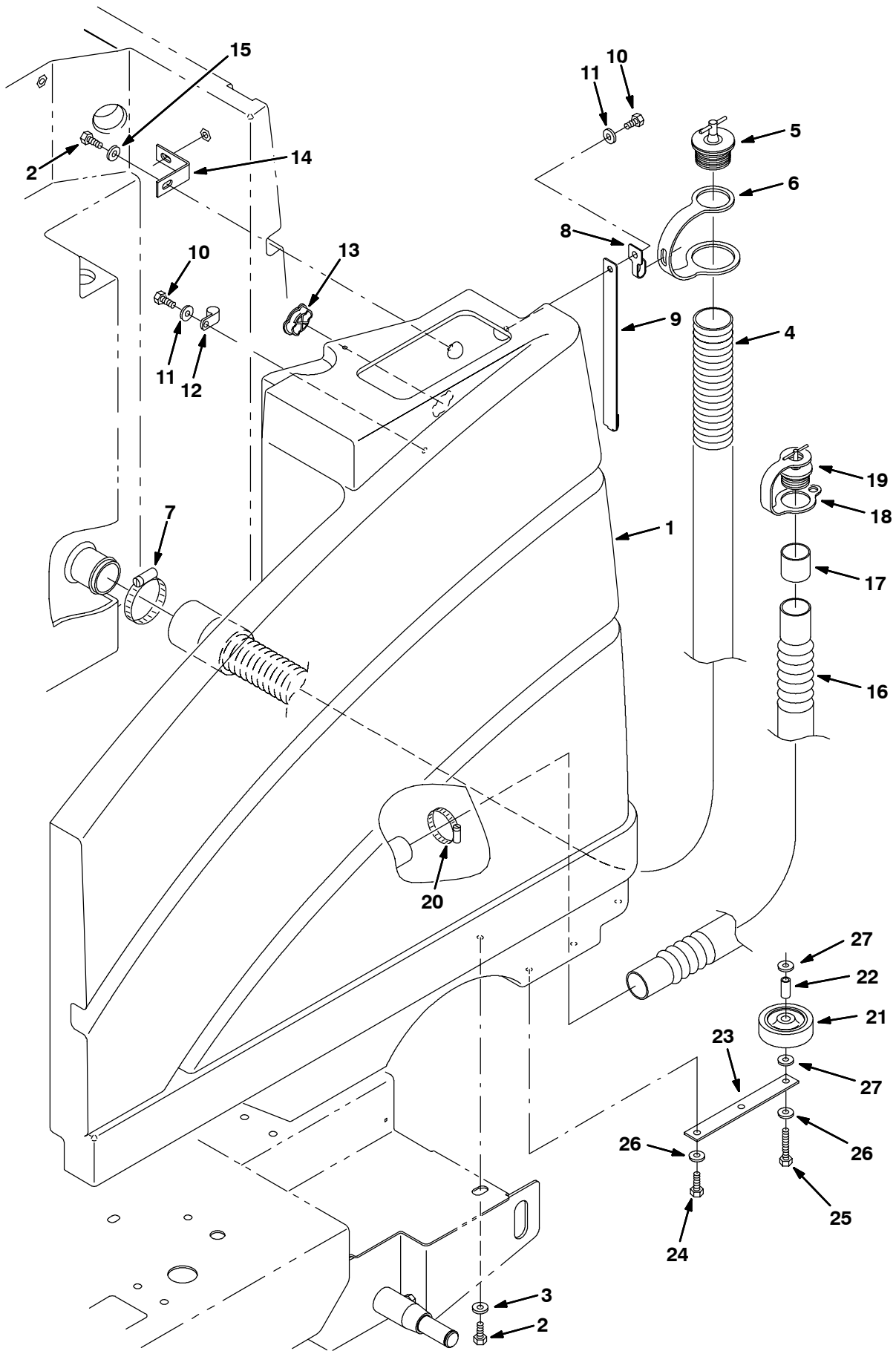


Fig. 21 - Solution Tank Group

Ref.	Tenant- Part No.	Description	Qty.
1	392941	Tank, Soltn, Mold, Ce [7080]	1
2	12273	Screw, Hex, M08 X 1.25 X 20, Ss, NI	3
3	13248	Washer, 0.40b 1.12d .12, Stl, PI	1
4	391317	Hose, Drain	1
5	391318	Plug, Expansion, 2.00 Dia	1
6	391319	Strap, Hose, Drain	1
7	17188	Clamp, Hose, Wormdrive, 1.62-3.50d	1
8	222793	Clip, Hanger, Hose	1
9	392878	Clip, Hose, Hanger	1
10	09740	Screw, Hex, M08 X 1.25 X 20, Ss	2
11	01685	Washer, Flat, .31 Ss	2
12	67767	Clamp, Cable, Stl, 0.69d X 0.62w, 1h	1
13	390994	Plug, Tank, Solution	1
14	392963	Angle, Bracket, Tank	1
15	01685	Washer, Flat, .31 Ss	2
16	630068	Hose, Drain, 1.50id X 32.0l Scrubber	1
17	630394	Sleeve, Hose, Drain, 1.5id Copp	1
18	578441	Strap Drain Hose 170/443/E17	1
19	621324	Plug Expansion 1-1/2"Dia	1
20	140308	Clamp, Hose 1-5/16 To 2-1/4 Ss	1
21	81580	Wheel, 4.0d 0.87w 0.44b	1
22	393129	Sleeve, P/M, 0.437d 0.318b 1.15l 430ss	1
23	390822	Strip	1
24	09740	Screw, Hex, M08 X 1.25 X 20, Ss	3
25	49694	Screw, Hex, M08 X 1.25 X 50, Ss	1
26	01685	Washer, Flt, .31 Ss	8
27	32490	Washer, Flat, .25 Std	2

Fig. 22 - Solution Control Group

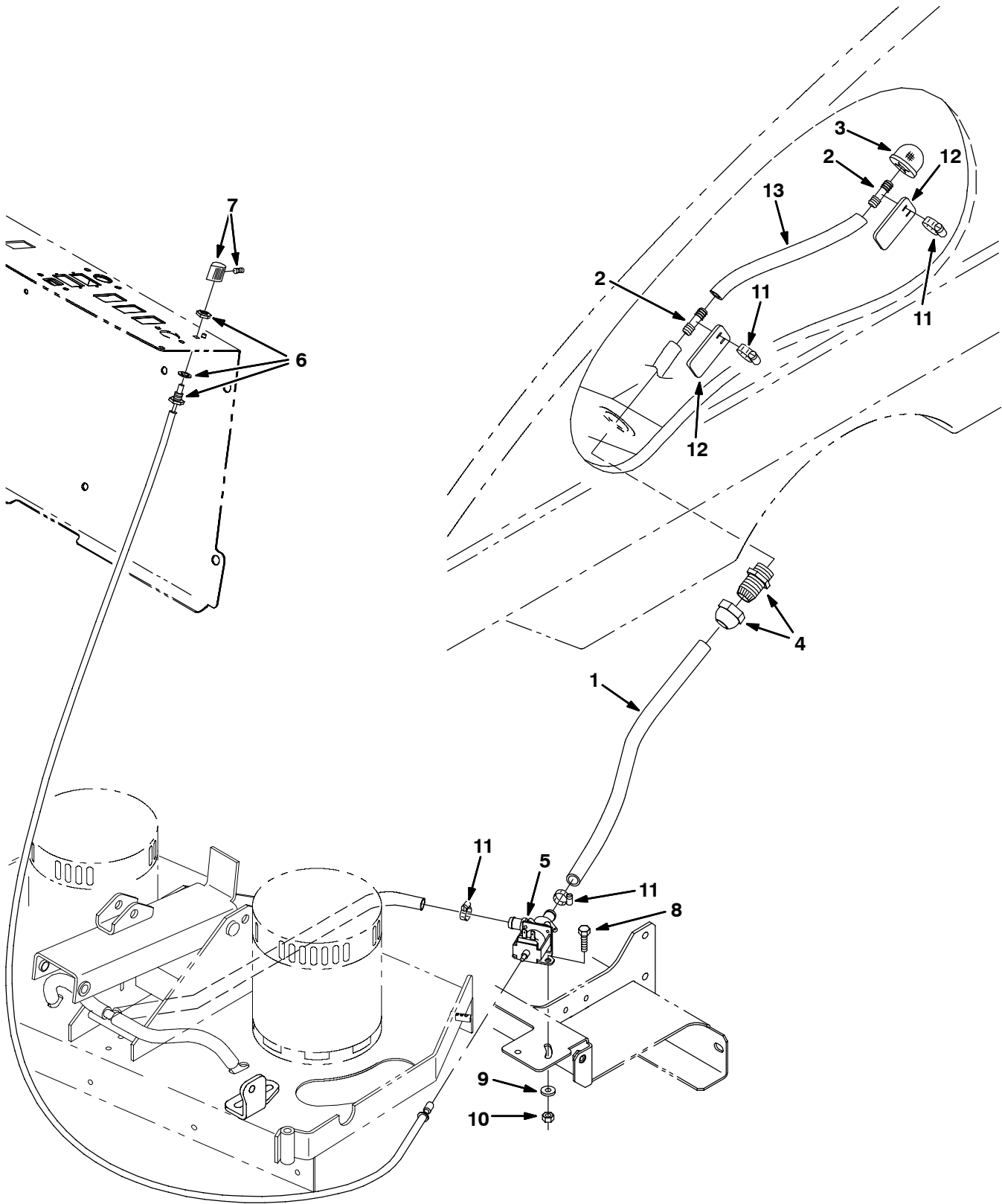


Fig. 22 - Solution Control Group

Ref.	Tennant- Part No.	Description	Qty.
1	392874	Hose, Pvc, Brd, 0.50id, 0.73od, 21.0l (376716)	21.00'
2	364631	Fitting, Plstc, Str, Bm08/Bm08	2
3	222742	Screen, Drain	1
4	222374	Fitting, Plstc, Str, Spcl, 12pm/10cf	1
5	626100	Valve, Solution	1
	614265	Kit, Water, Valve, Rebuild	1
6	392955	Cable, Water Flow, [Ezrider Hp]	1
7	626121	Knob, Rnd, 0.71d 0.75l 0.25b Plstc	1
8	08716	Screw, Hex, M06 X 1.0 X 20, Ss	2
9	01684	Washer, Flat, .25 Ss	2
10	08712	Nut, Hex, Lock, M06 X 1.0, NI, Ss	2
11	54333	Clamp, Hose, Wormdrive, 0.31-0.88d	4
12	1005770	Weight, Soltn Hose	2
13	393150	Hose, Pvc, Brd, 0.50ld, 0.73Od, 15.0L (376716)	15.00'

Fig. 23 - Battery Cable Group

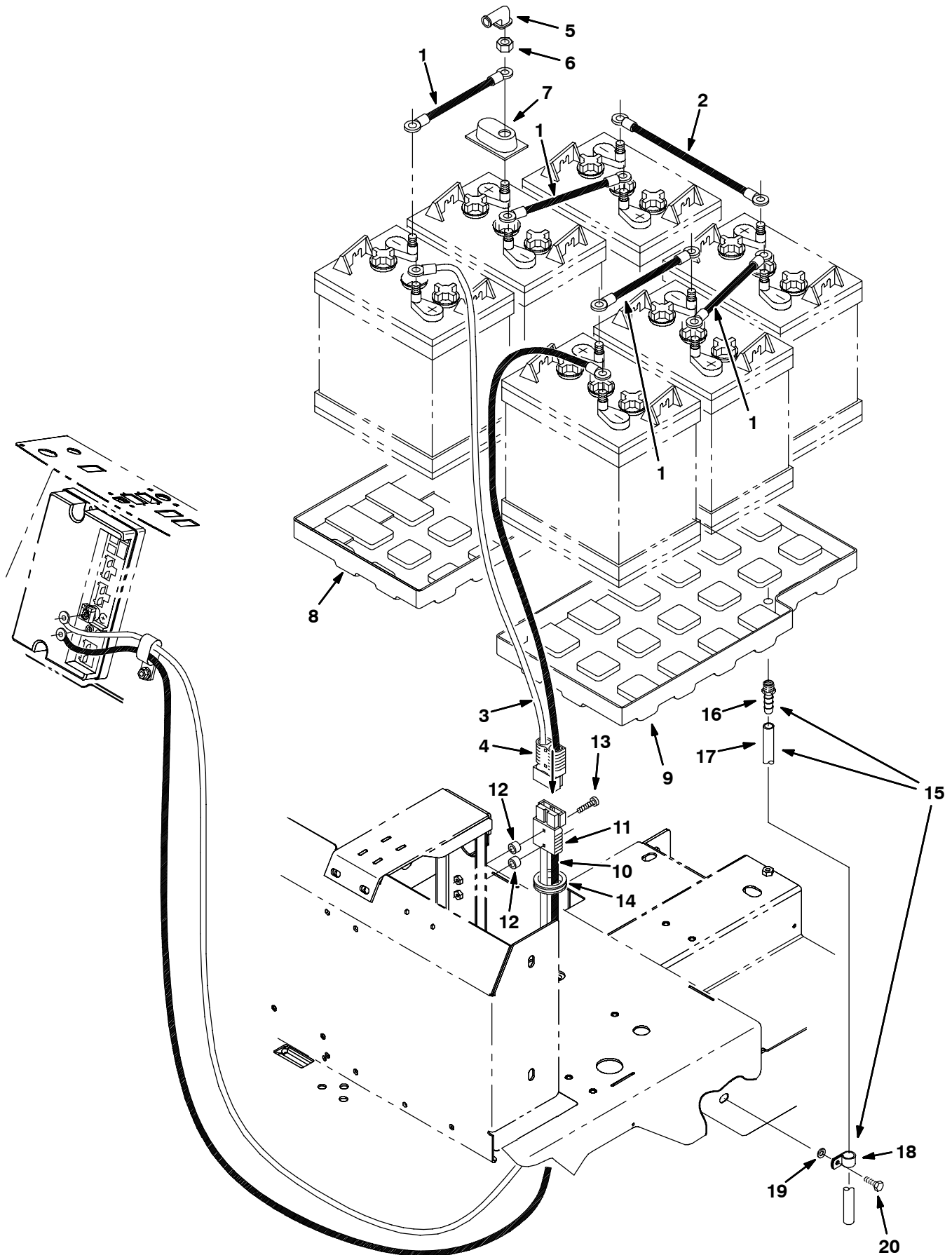


Fig. 23 - Battery Cable Group

	Ref.	Tenant- Part No.	Description	Qty.
	1	223355	Wire, 04ga 08.0l Blk .34ring /.34ring	4
	2	223356	Wire, 04ga 12.0l Blk .34ring /.34ring	1
∇	3	223361	Cable Assy, Battery, 04ga 2, 175a	1
▲	4	22892	Connector, Anderson, 175a, Gray	1
	5	02076	Boot, 90deg .50d .57d X .84	12
	6	87435	Nut, Hex, Flexlock, .31-18	12
	7	45962	Cap, Plstc, .04 1.38 X 2.30 0.5l	12
	8	393117	Tray, Battery, Rh	1
	9	393118	Tray, Battery, Lh	1
∇	10	393125	Cable, Battery	1
▲	11	22892	Connector, Anderson, 175a, Gray	1
	12	390879	Spacer, .41b X .63od X .38l	2
	13	09258	Screw, Pan, M06 X 1.0 X 40, 4.8	2
	14	04051	Grommet, Rbr, 1.31id, F/ 1.6h, .12matl	1
∇	15	377393	Drain Kit	1
▲	16	150516	Fitting, Brs, Str, BM06/PM04	1
▲	17	1014929	Hose, Afrmkt, Pvc, Clr, 0.38ld 1Ft (C080172)	1
▲	18	67767	Clamp, Cable, Stl, 0.69d X 0.62w, 1h	1
	19	01685	Washer, Flt, .31 Ss	1
	20	09010	Screw, Hex, M08 X 1.25 X 25, Ss	1

∇ ASSEMBLY

▲ INCLUDED IN ASSEMBLY

Fig. 24 - Rear Squeegee Lift Group

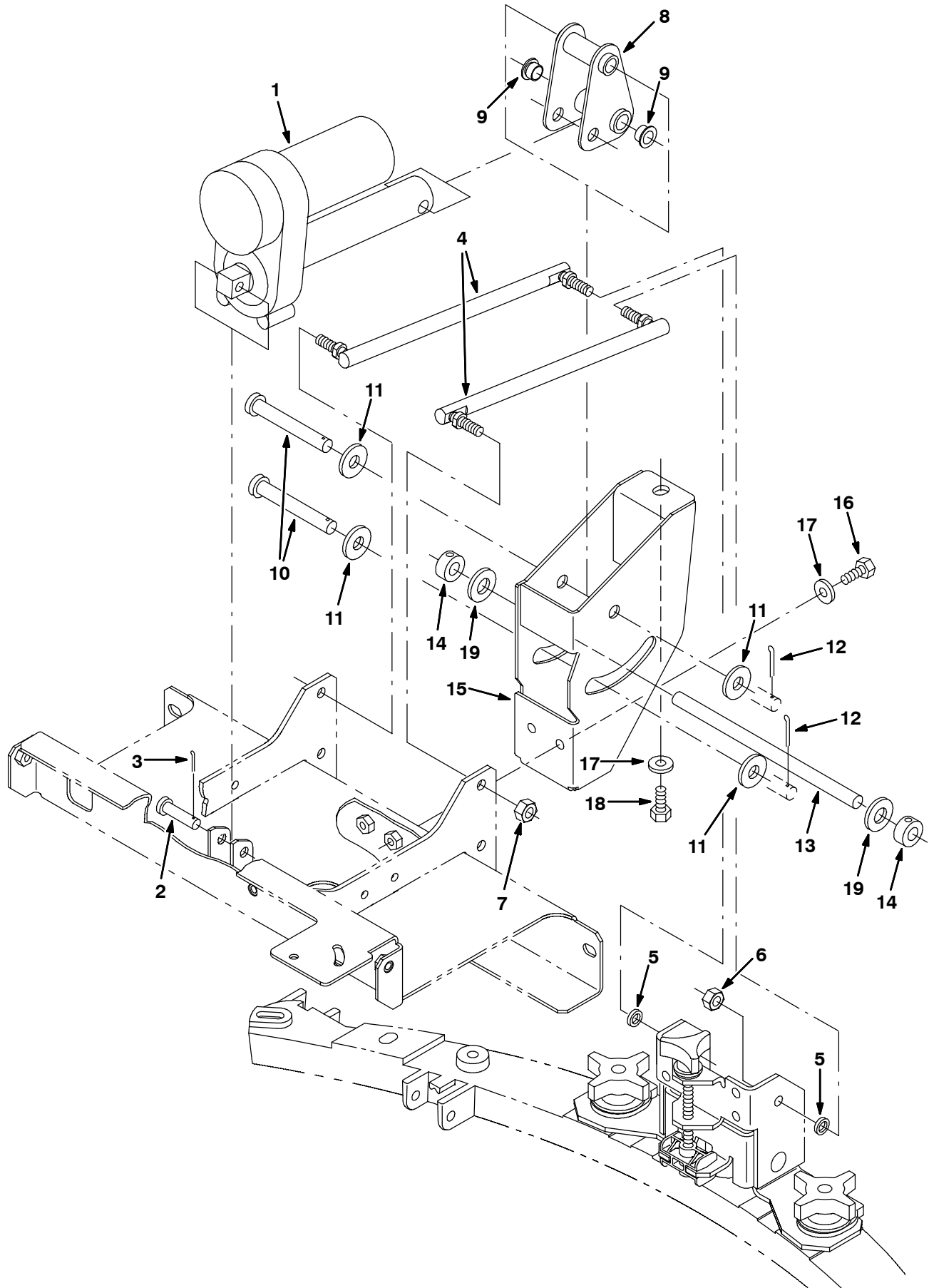


Fig. 24 - Rear Squeegee Lift Group

Ref.	Tennant- Part No.	Description	Qty.
1	390989	Actuator, 36vdc, 02.0stroke 300lb	1
2	29558	Pin, Clevis, 0.37 D X 1.50l	1
3	39005	Pin, Cotter, .094 X 0.75	1
4	392881	Link, Balljoint, .38-24, 10.5l	2
5	390880	Spacer, .41b .63d .13l, Ss 430pm	2
6	02185	Nut, Hex, Lock, .38-24, NI, Thin	2
7	50269	Nut, Hex, Lock, .38-24, NI, Ss	2
8	390965	Pivot Wldt, Actuator	1
9	15648	Bushing, Flng, 0.50b 0.59d 0.38l	2
10	06474A	Pin, Clevis, 0.50 D X 3.50l	2
11	41619	Washer, Flt, .50 Ss	4
12	02942	Pin, Hair Cotter, 0.62 D .120 Wir	2
13	390970	Rod, Lift, Sqge	1
14	75371	Collar, Locking	2
15	1008388	Guide Wldt, Linkage, Sqge	1
16	12273	Screw, Hex, M08 X 1.25 X 20, Ss, NI	2
17	01685	Washer, Flt, .31 Ss	3
18	09740	Screw, Hex, M08 X 1.25 X 20, Ss	1
19	608562	Washer, Flat, 0.51b 0.94d .06, Nyl	2

Fig. 25 - Rear Squeegee Linkage Group

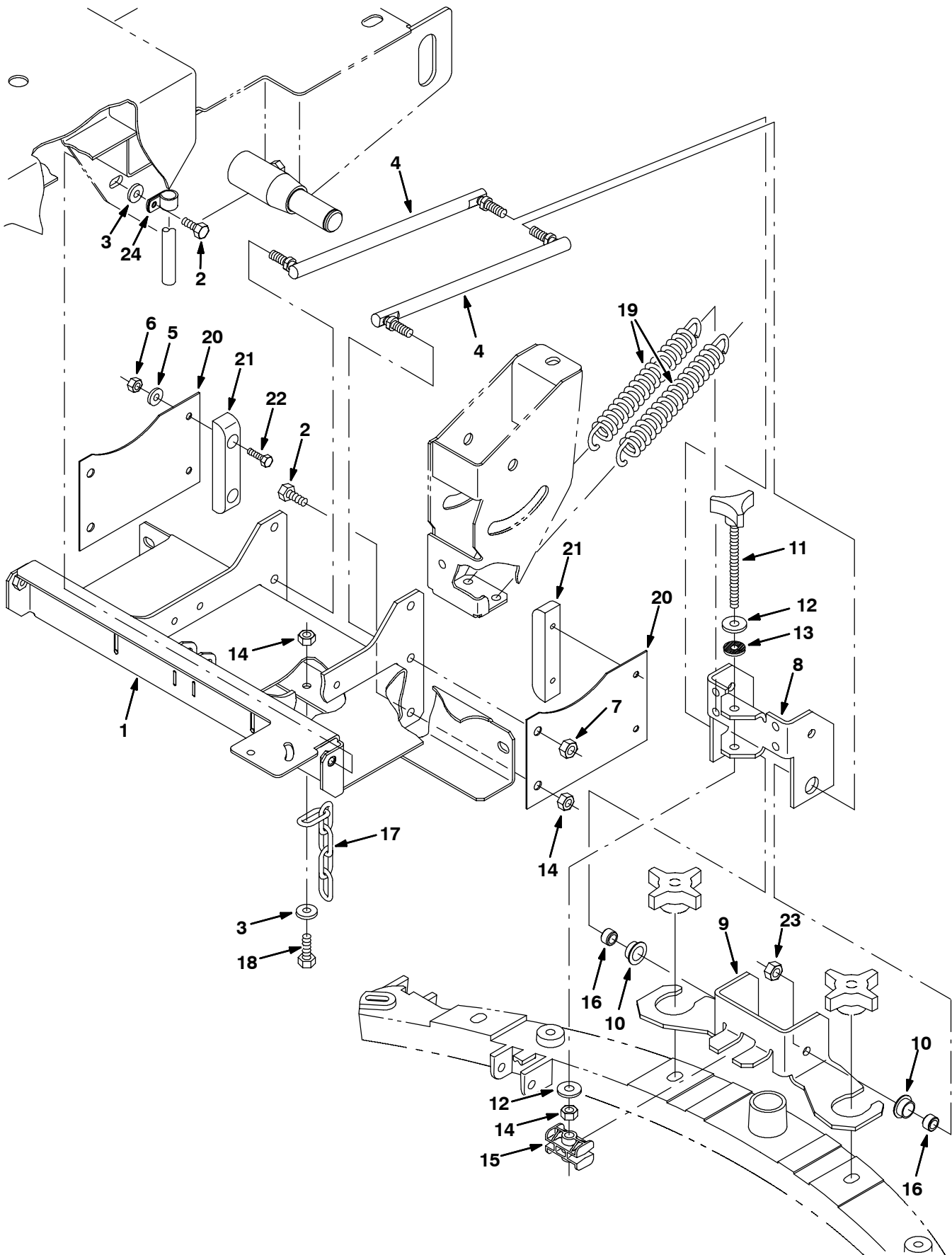


Fig. 25 - Rear Squeegee Linkage Group

Ref.	Tennant- Part No.	Description	Qty.
1	1048852	② Frame Wldt, Sqge, Linkage	1
1	1016045	① Frame Wldt, Linkage, Sqge	1
2	09740	Screw, Hex, M08 X 1.25 X 20, Ss	6
3	01685	Washer, Flt, .31 Ss	3
4	392881	Link, Balljoint, .38-24, 10.5l	2
5	01684	Washer, Flt, .25 Ss	4
6	08712	Nut, Hex, Lock, M06 X 1.0, NI, Ss	4
7	50269	Nut, Hex, Lock, .38-24, NI, Ss	2
8	392902	Channel, Sqge, Upper	1
9	392934	Channel, Sqge, Lower	1
10	25735	Bushing, Flng, 0.63b 0.75d 0.38l	2
11	71090	Knob	1
12	01686	Washer, Flat, 0.44b 1.00 .08, Ss	2
13	63416	Washer, 0.31b 0.88d .12, Rbr	1
14	08713	Nut, Hex, Lock, M08 X 1.25, NI, Ss	4
15	222233	Block, Sqge, Adj	1
16	390879	Spacer, .41b X .63od X .38l	2
17	40758	Chain, Coil, Str, #210, .06.9l 05 Link	1
18	09010	Screw, Hex, M08 X 1.25 X 25, Ss	1
19	222236	Spring, Extn, 1.00od X 0.12wir, 5.0l	2
20	390975	Spring, Centering	2
21	71211	Block, Centering	2
22	09007	Screw, Hex, M06 X 1.0 X 25, Ss	4
23	02185	Nut, Hex, Lock, .38-24, NI, Thin	2

① Serial number (00000000-10404791)

② Serial number (10404792- )

**Fig. 26 - Rear Squeegee Group, 700 mm (28 in)**

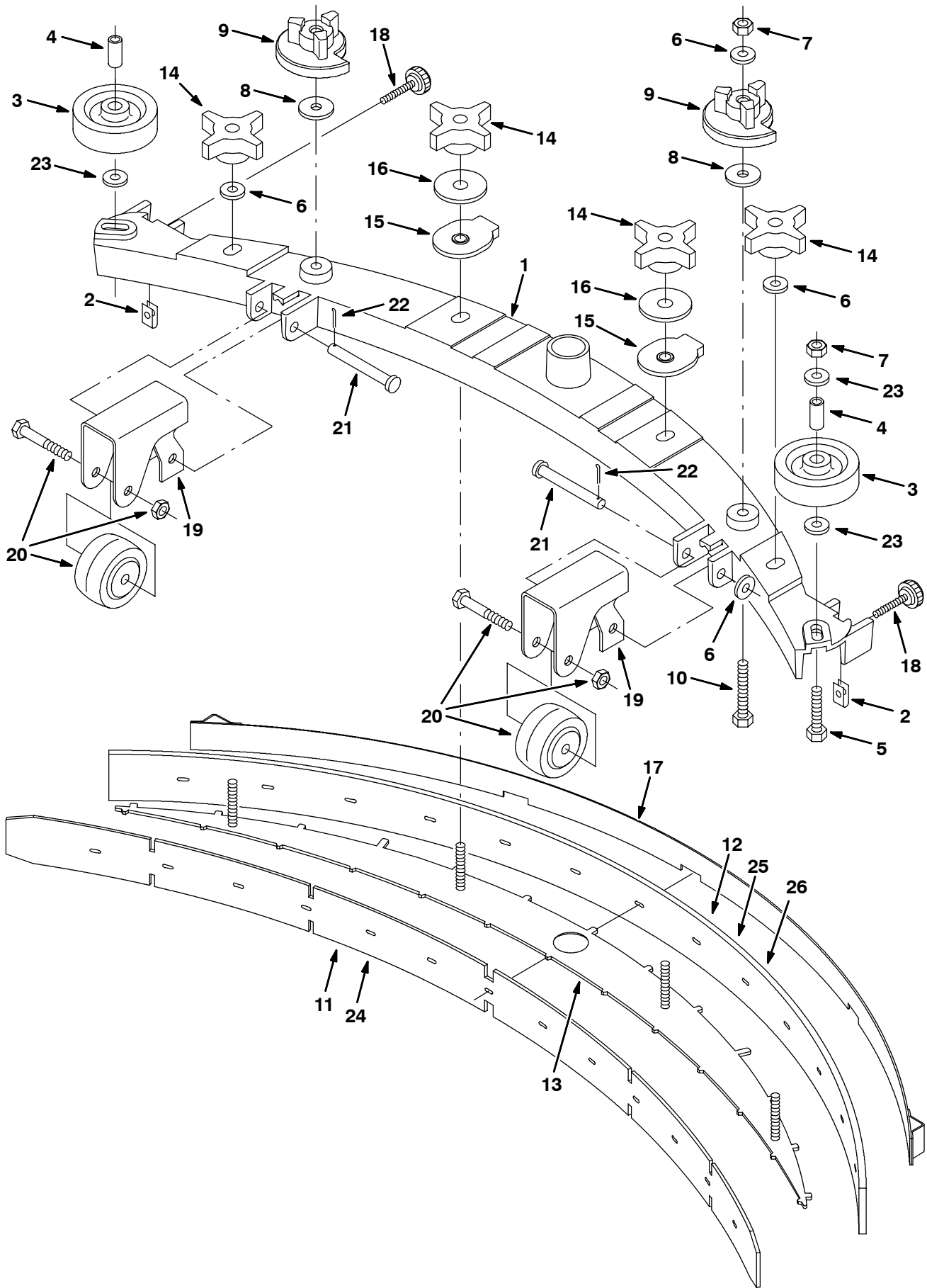


Fig. 26 - Rear Squeegee Group, 700 mm (28 in)

Ref.	Tennant- Part No.	Description	Qty.
▽	392980	Kit, Ci, Sqge Assy, Rear, 700mm[Ez/7080]	1
▲	1 390670	Frame, Casting, Sqge, 700mm	1
▲	2 82138	Nut, Speed, Retainer, .25-20	2
▲	3 1010560	Wheel, Bmpr, 80d X 25w, Non-marking	2
▲	4 222460	Sleeve, P/M, 0.496d 0.318b 0.50l 430ss	2
▲	5 09011	Screw, Hex, M08 X 1.25 X 30, Ss	2
▲	6 01685	Washer, Flt, .31 Ss	6
▲	7 08713	Nut, Hex, Lock, M08 X 1.25, NI, Ss	4
▲	8 222268	Washer, 0.38b 1.25d .12, Neo	2
▲	9 222244	Cam, Adj, Sqge	2
▲	10 09767	Screw, Hex, M08 X 1.25 X 70, Ss	2
▲▽	391386	Kit, Sqge, Tile, 700mm	1
▲▲	11 390943	Blade, Sqge, Front, 700mm, Linatex, Red	1
▲▲	12 390936	Blade, Sqge, Rear, Gum Rbr, 700mm	1
▲	13 390940	Plate, Retainer, Blade, 700mm	1
▲	14 370100	Knob, 4-Prong W/.31-18, Insert	4
▲	15 390982	Ring, Mtg, Sqge	2
▲	16 04414	Washer, 0.53b 1.88d .12, Stl, PI	2
▲	17 390944	Retainer Wldt, Sqge, 700mm	1
▲	18 222794	Knob	2
▲	19 1005469	Bracket, Wheel, Sqge, Rear	2
▲	20 1044940	Wheel, 02.5D 1.44W 0.38B	2
▲	21 23191	Pin, Clevis, 0.37 D X 3.00l	2
▲	22 39005	Pin, Cotter, .094 X 0.75	2
▲	23 140027	Washer, Flat, 0.35b 0.75d .04 Ss	4
▽	391384	Kit, Sqge, Oil-Rstn, 700mm	1
▲	24 391377	Blade, Sqge, Front, Oil-Rstn, 700mm	1
▲	25 391378	Blade, Sqge, Rear, Oil-Rstn, 700mm	1
	26 390942	Blade, Sqge, Rear, 700mm	1

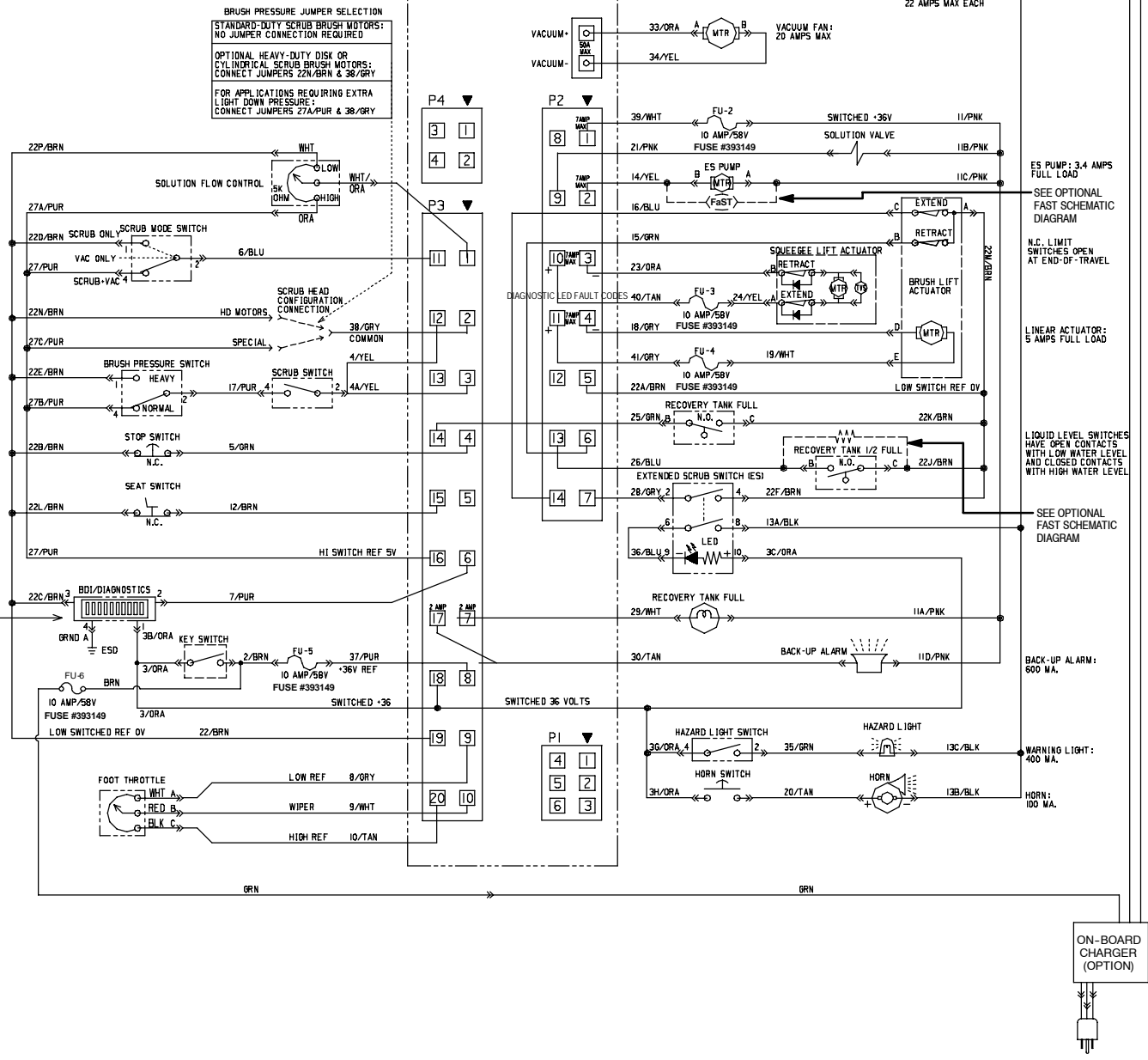
▽ ASSEMBLY

▲ INCLUDED IN ASSEMBLY

Fig. 27 - Electrical Schematic (10353606- )

DIAGNOSTIC LED FAULT CODES

DIAGNOSTIC MESSAGE:	
✓	NUMBER OF BARS FLASHING
1 =	LOW BATTERY VOLTAGE
2 =	TRACTION MOTOR FAULT
3 =	BRUSH MOTOR FAULT
4 =	ONE FLASH = SCRUB HEAD ACTUATOR FAULT TWO FLASH = SQUEEGEE ACTUATOR FAULT
5 =	VACUUM MOTOR FAULT
6 =	SEAT SWITCH OPEN
7 =	ONE FLASH = THROTTLE FAULT TWO FLASH = IMPUT SWITCH FAULT
8 =	CONTROL SYSTEM FAULT
9 =	ONE FLASH = RECOVERY TANK FULL SENSOR FAULT TWO FLASH = BACK UP ALARM FAULT THREE FLASH = SOLUTION VALVE FAULT FOUR FLASH = ES PUMP FAULT FIVE FLASH = HOUR METER FAULT
10 =	HIGH BATTERY VOLTAGE
	RIPPLE UP/ON = PEDAL NOT IN NEUTRAL

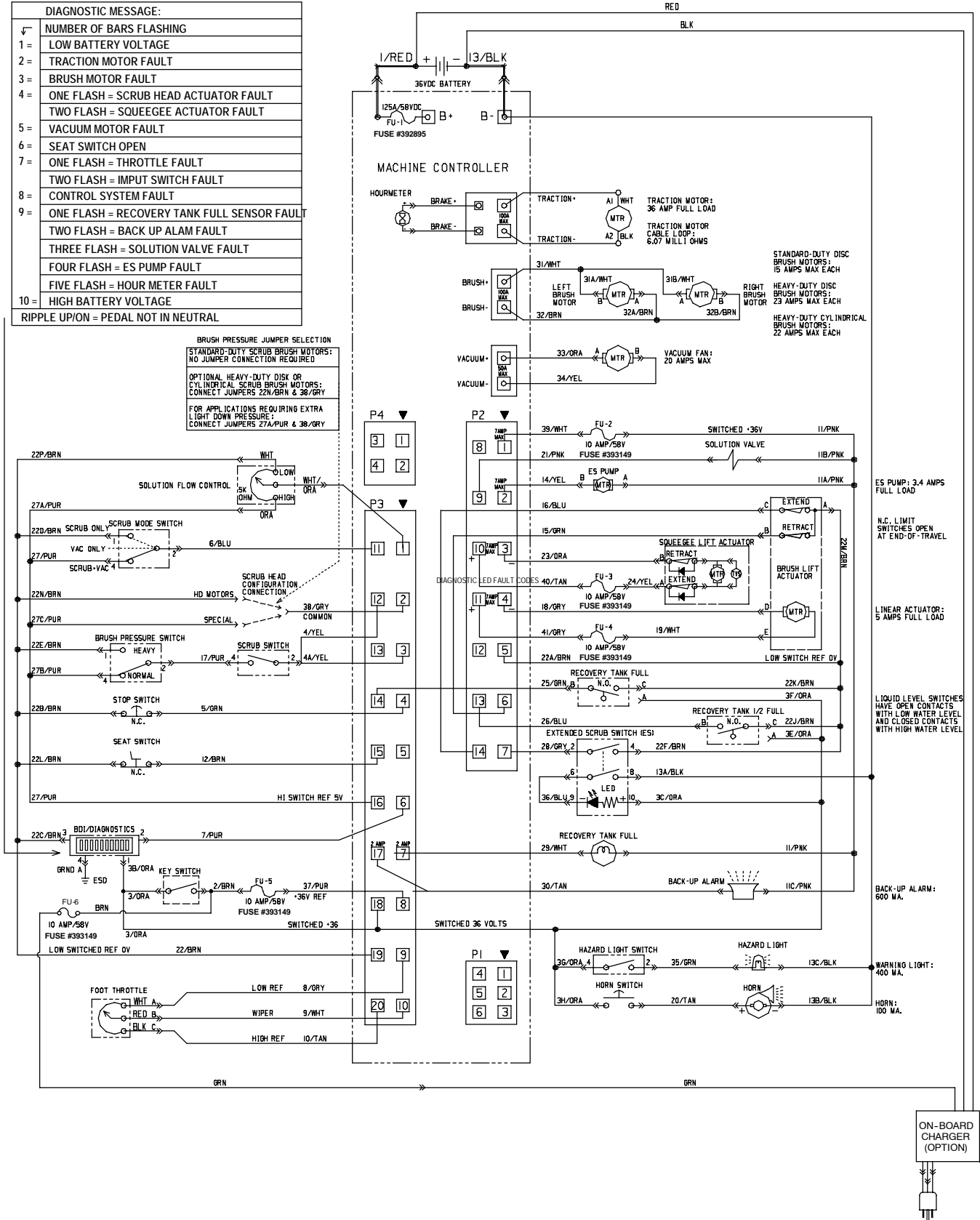


392890, 353803 - EZ, 7080

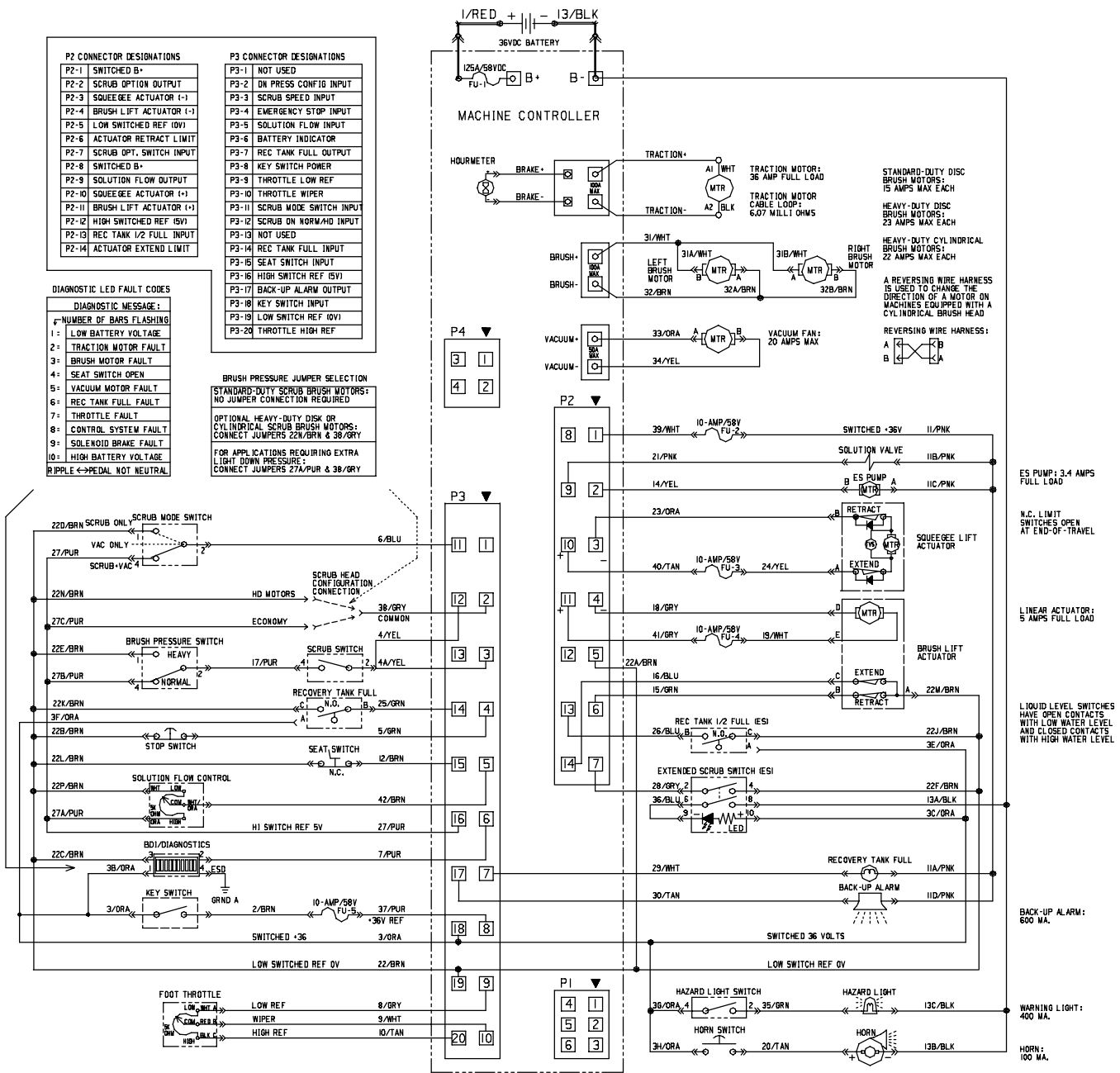
Fig. 28 - Electrical Schematic (10247590-10353605)

DIAGNOSTIC LED FAULT CODES

DIAGNOSTIC MESSAGE:	
√	NUMBER OF BARS FLASHING
1 =	LOW BATTERY VOLTAGE
2 =	TRACTION MOTOR FAULT
3 =	BRUSH MOTOR FAULT
4 =	ONE FLASH = SCRUB HEAD ACTUATOR FAULT TWO FLASH = SQUEEGEE ACTUATOR FAULT
5 =	VACUUM MOTOR FAULT
6 =	SEAT SWITCH OPEN
7 =	ONE FLASH = THROTTLE FAULT TWO FLASH = IMPUT SWITCH FAULT
8 =	CONTROL SYSTEM FAULT
9 =	ONE FLASH = RECOVERY TANK FULL SENSOR FAULT TWO FLASH = BACK UP ALARM FAULT THREE FLASH = SOLUTION VALVE FAULT FOUR FLASH = ES PUMP FAULT FIVE FLASH = HOUR METER FAULT
10 =	HIGH BATTERY VOLTAGE
	RIPPLE UP/ON = PEDAL NOT IN NEUTRAL

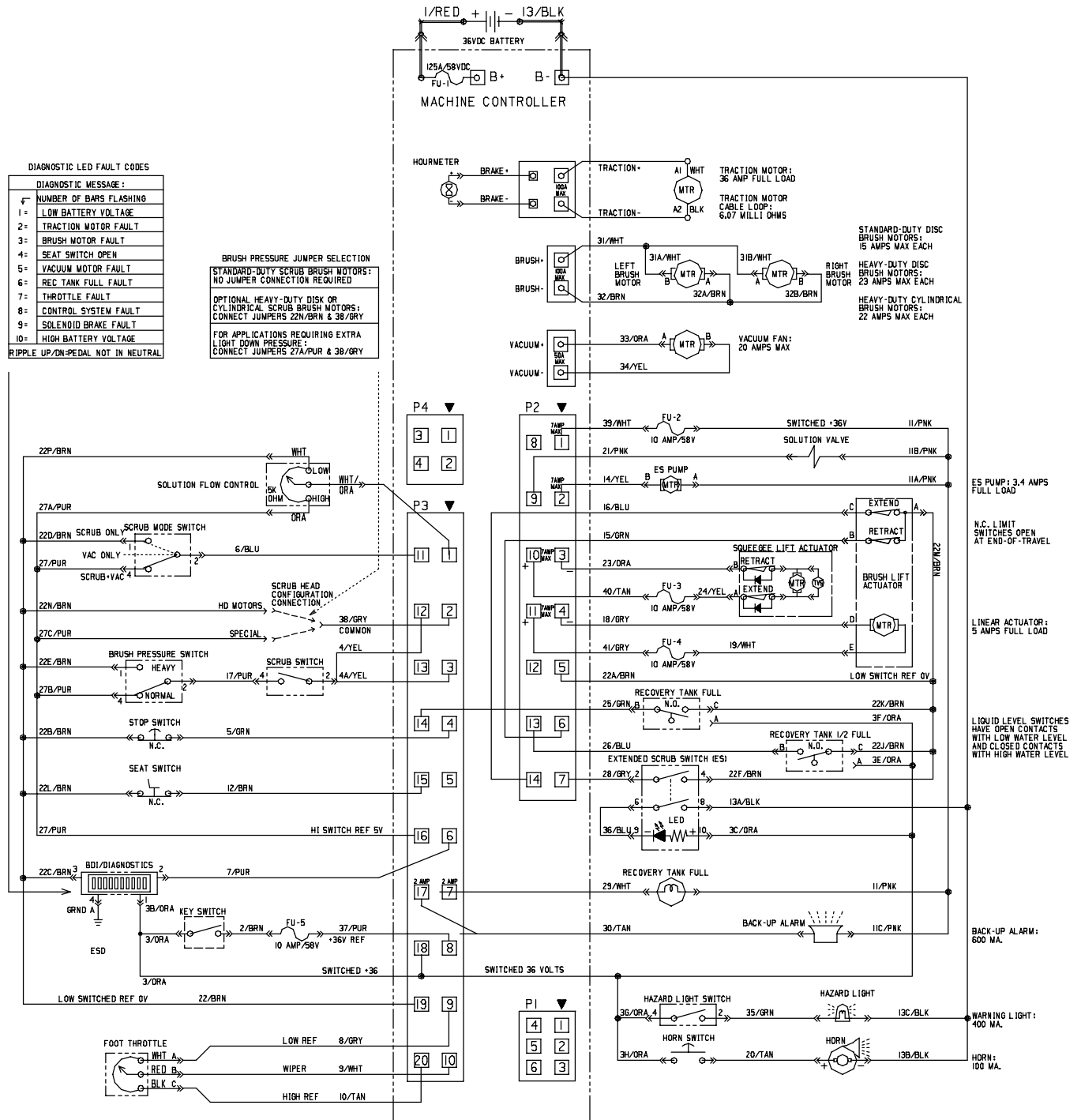


## Fig. 29 - Electrical Schematic (10143033-10247589)



392890, 353803 - EZ, 7080

Fig. 30 - Electrical Schematic (0000000-10143032)



392890, 353803 - EZ, 7080

Fig. 31 - Wire Harness Group (10353606- )

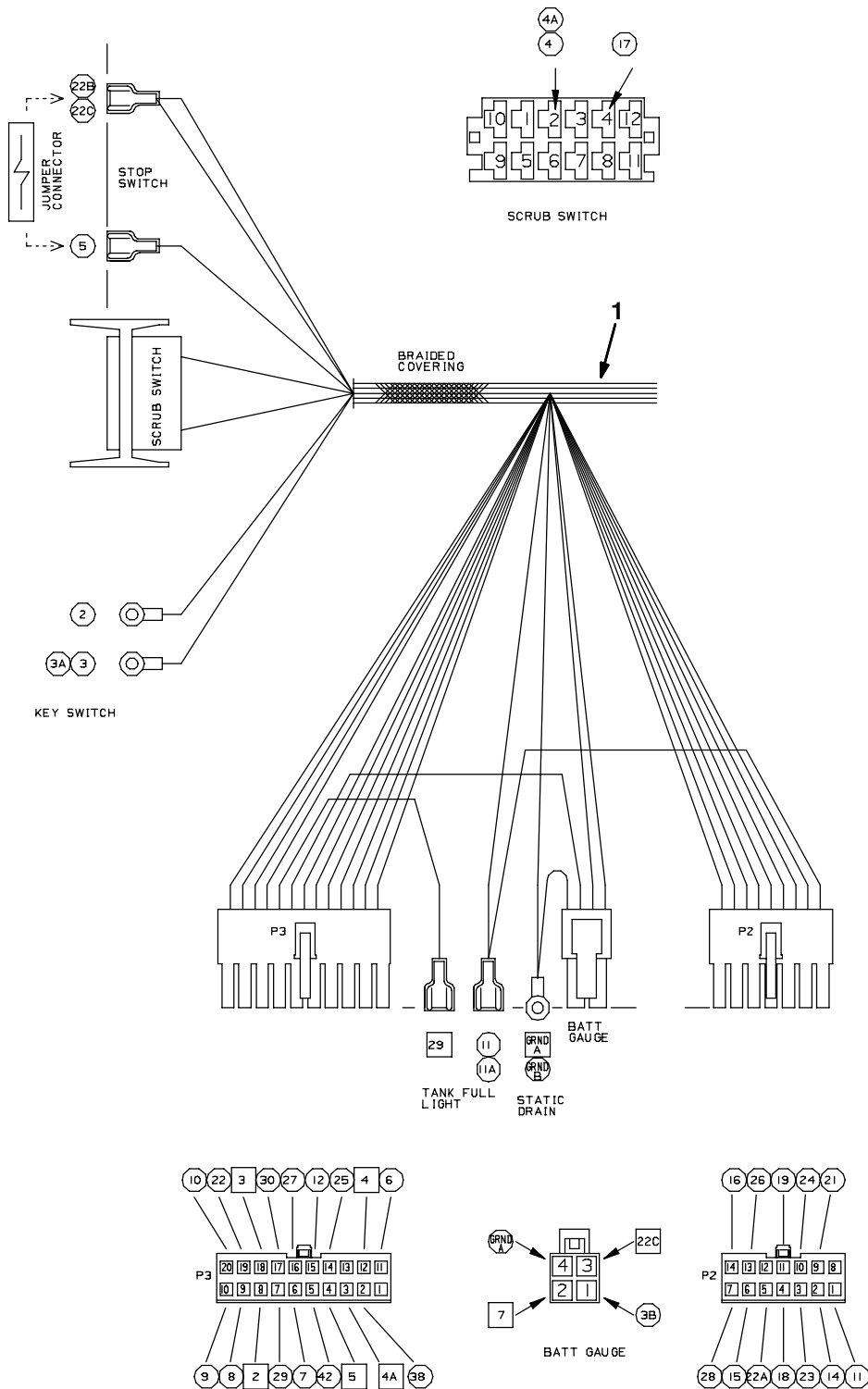


Fig. 31 - Wire Harness Group (10353606- )

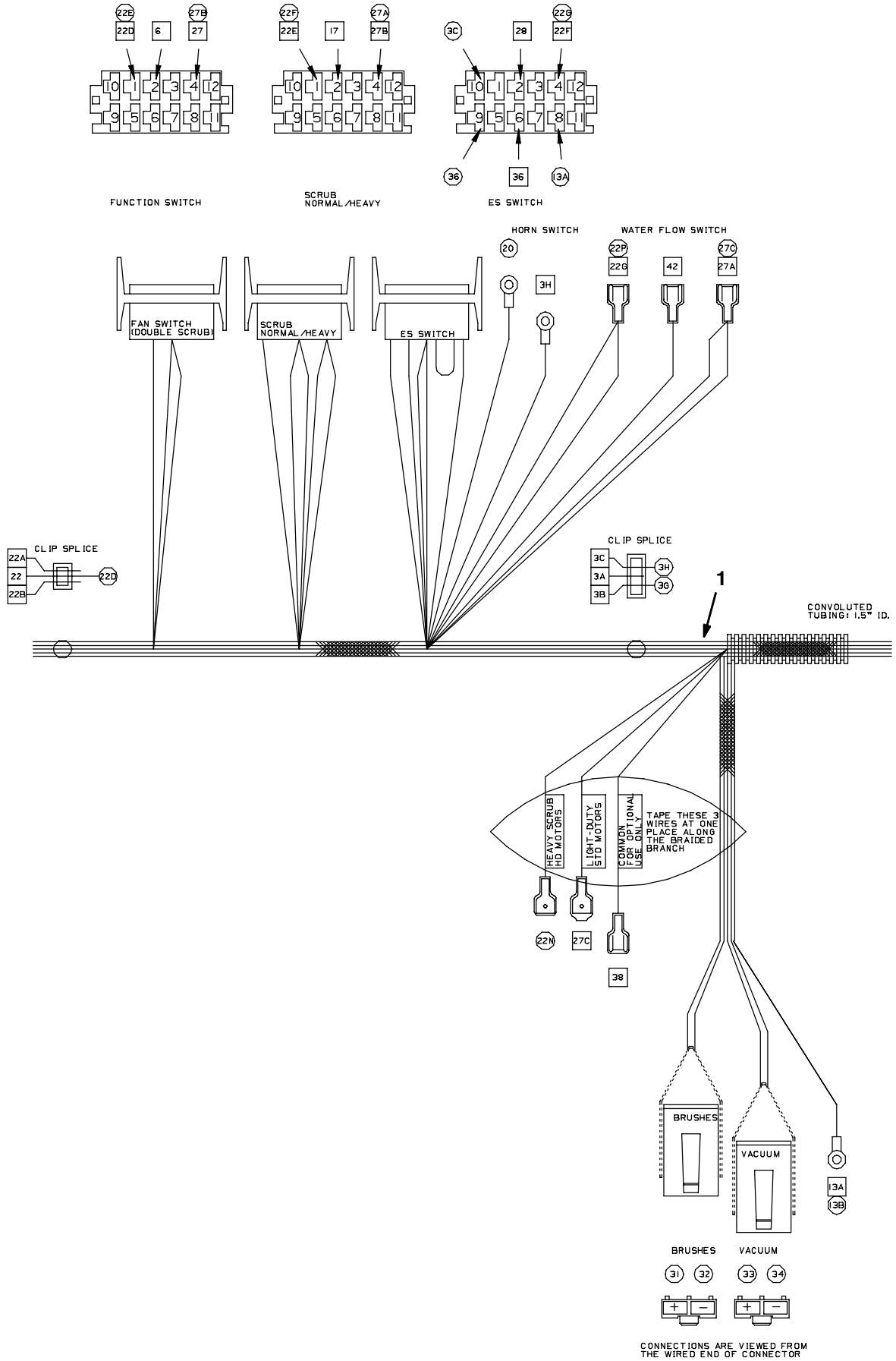
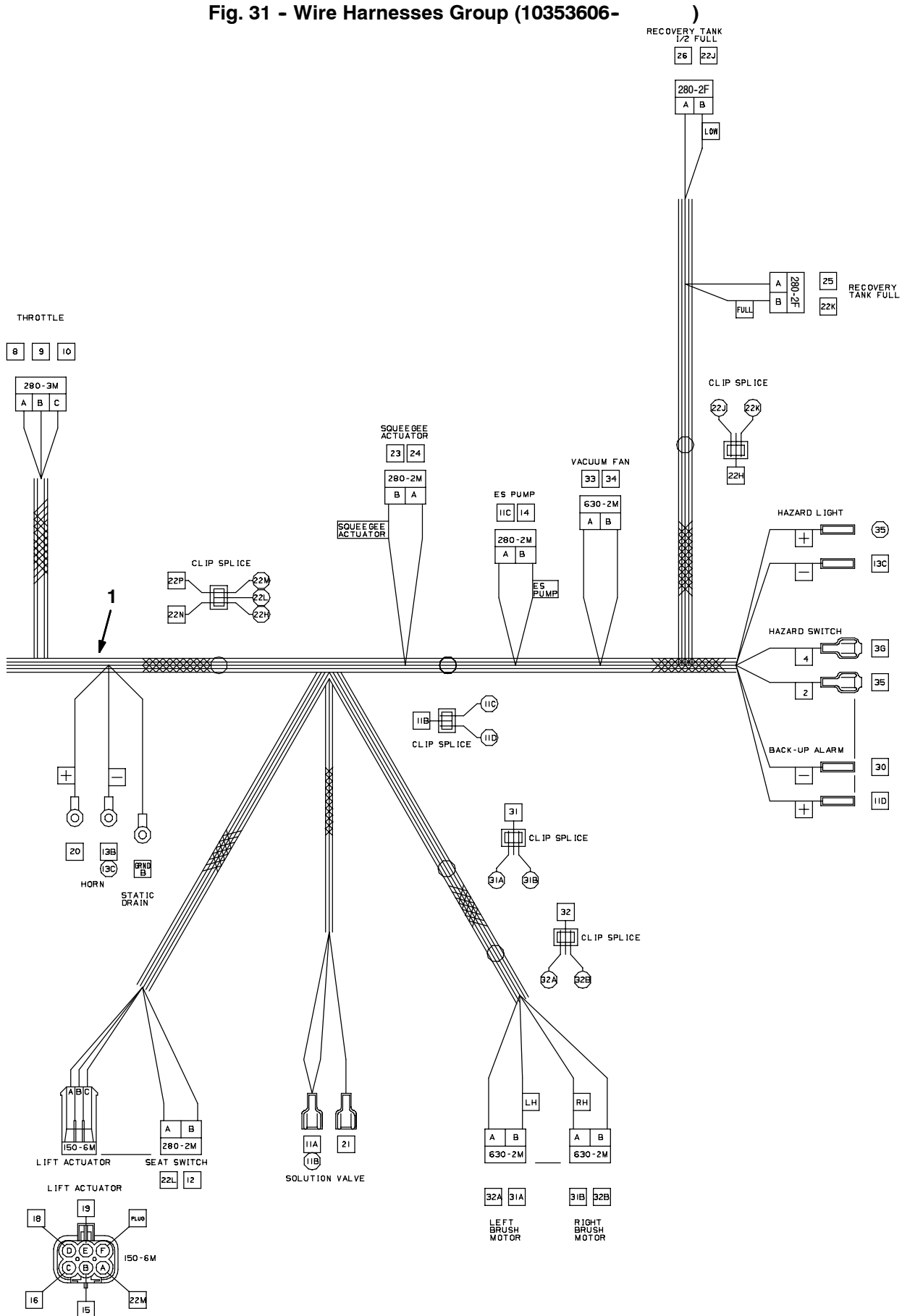
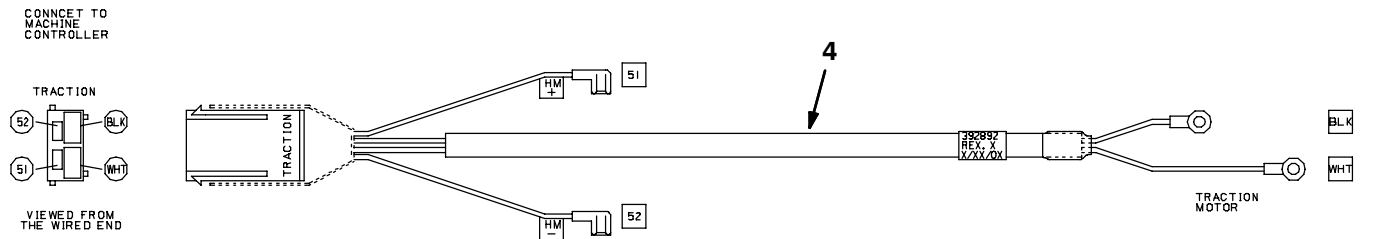
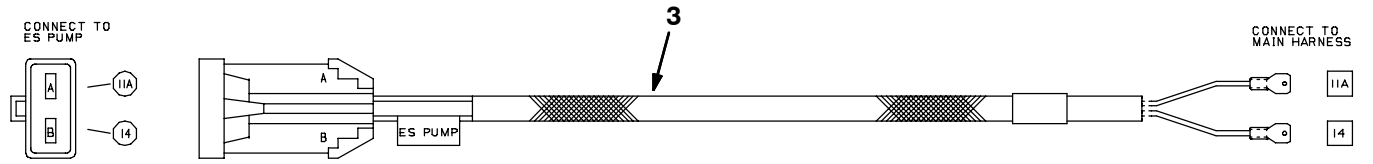
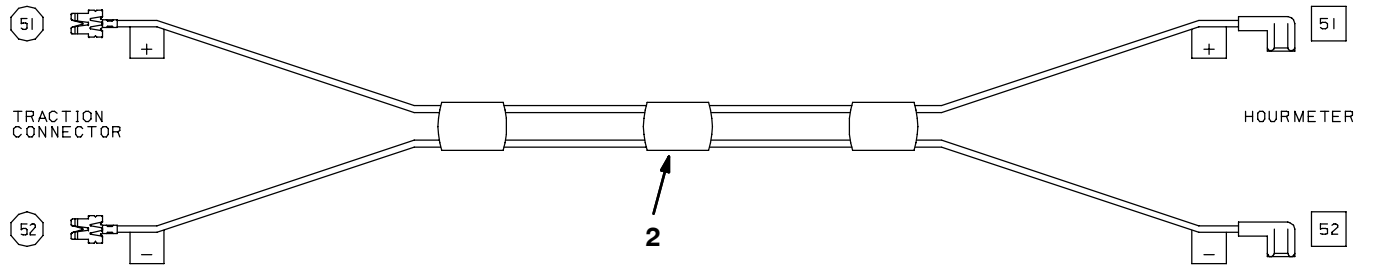


Fig. 31 - Wire Harness Group (10353606-



353804

**Fig. 31 - Wire Harnesses Group (10353606- )**



354197, 353881, 353839, 353804 - EZ, 7080

Ref.	Tennant-Part No.	Description	Qty.
1	1035053	[4] Harness, Main, [Ezrider Hp]	1
2	393160	[4] Harness, Wire, Hourmeter, Jumper	1
3	393159	[4] Harness, Wire, Es Pump	1
4	393161	[4] Harness, Traction, [Ezrider Hp]	1

[4] Serial number (10353606- )

Fig. 32 - Wire Harness Group (10247590-10353605)

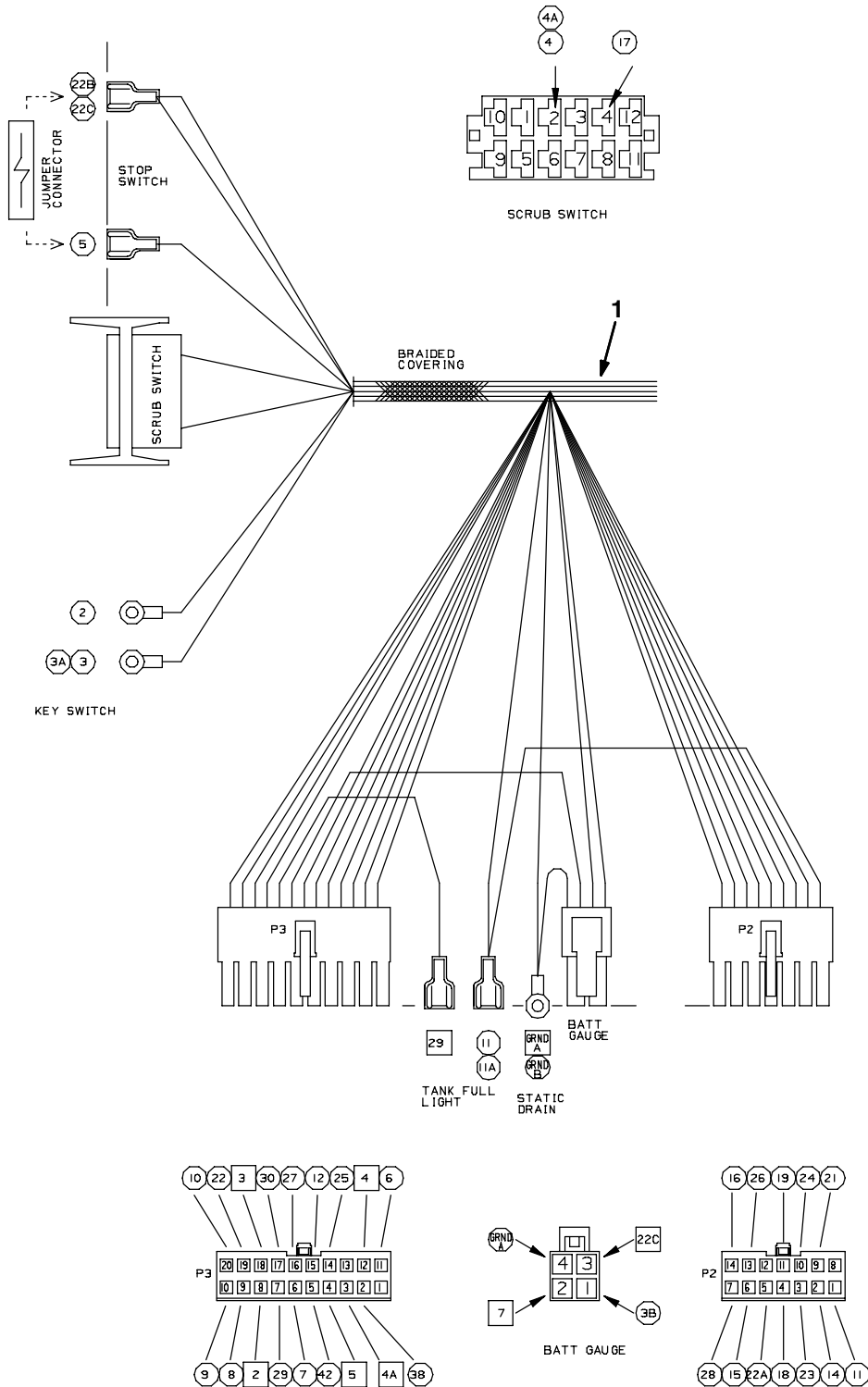
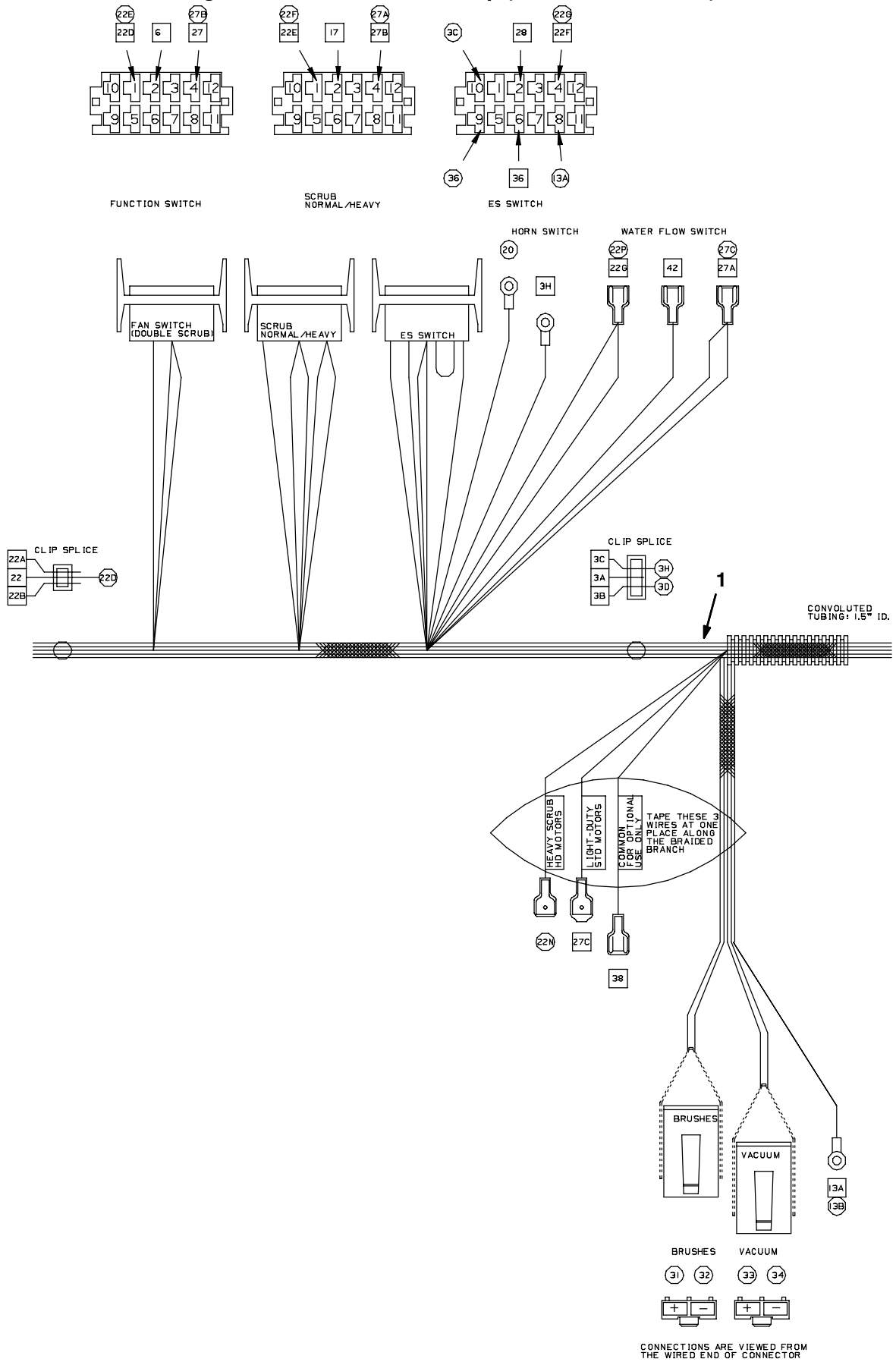
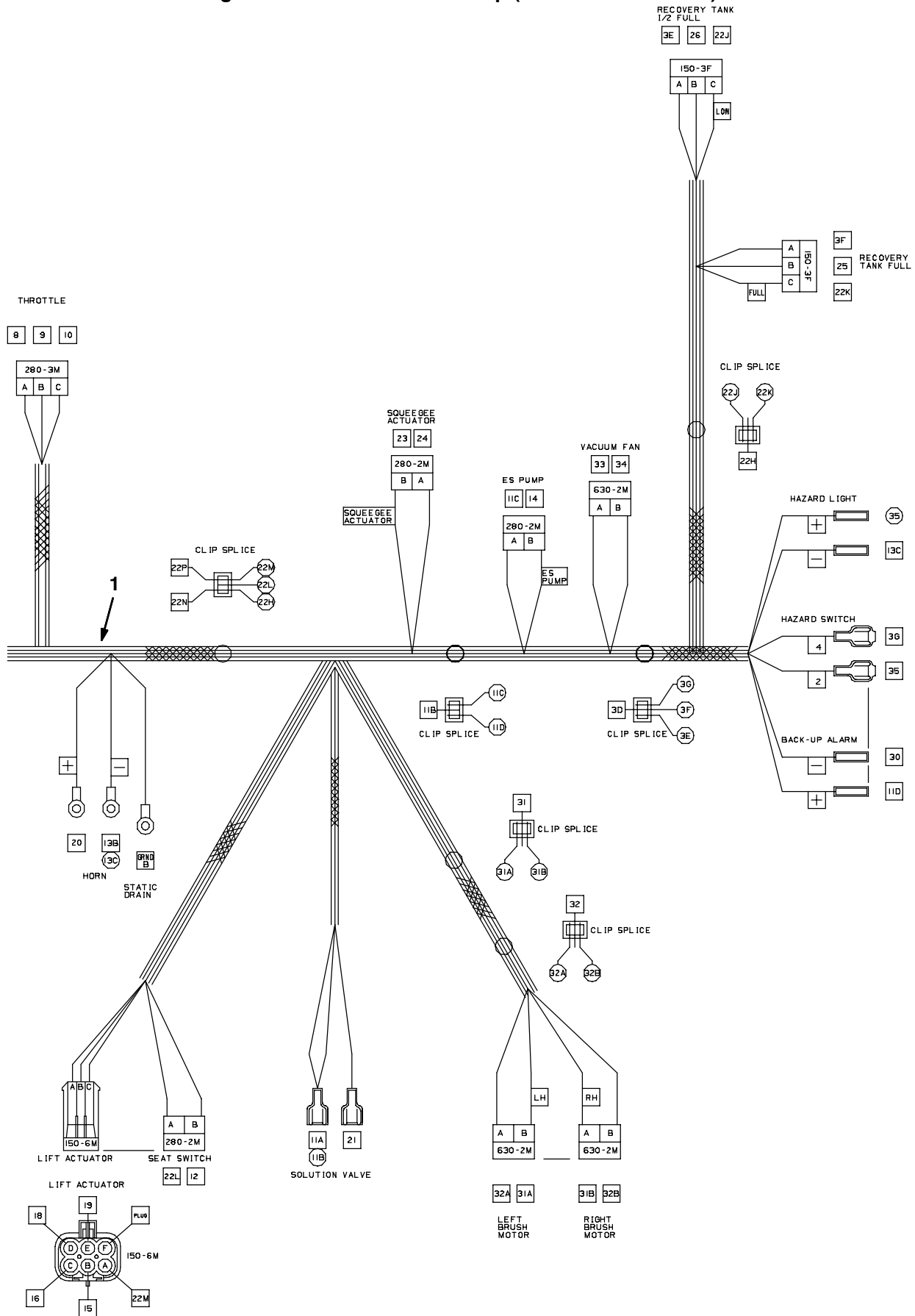


Fig. 32 - Wire Harness Group (10247590-10353605)



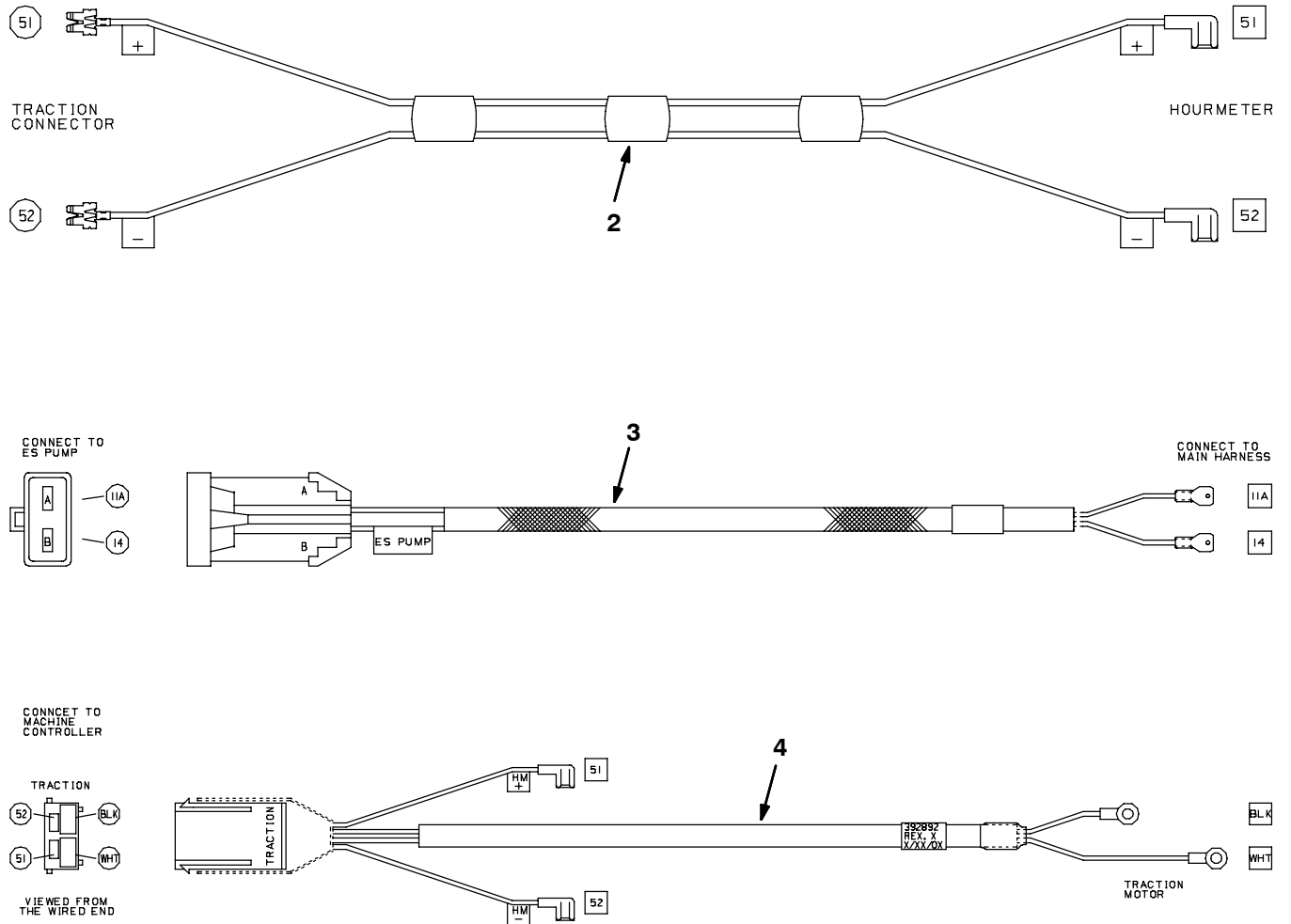
# STANDARD PARTS

Fig. 32 - Wire Harness Group (10247590-10353605)



353804

**Fig. 32 - Wire Harnesses Group (10247590-10353605)**



354197, 353881, 353839, 353804 - EZ, 7080

Ref.	Tenant-Part No.	Description	Qty.
1	393162	③ Harness, Main, [Ezrider Hp]	1
2	393160	③ Harness, Wire, Hourmeter, Jumper	1
3	393159	③ Harness, Wire, Es Pump	1
4	393161	③ Harness, Traction, [Ezrider Hp]	1

③ Serial number (10247590-10353605)

# STANDARD PARTS

Fig. 33 - Wire Harness Group (10143033-10247589)

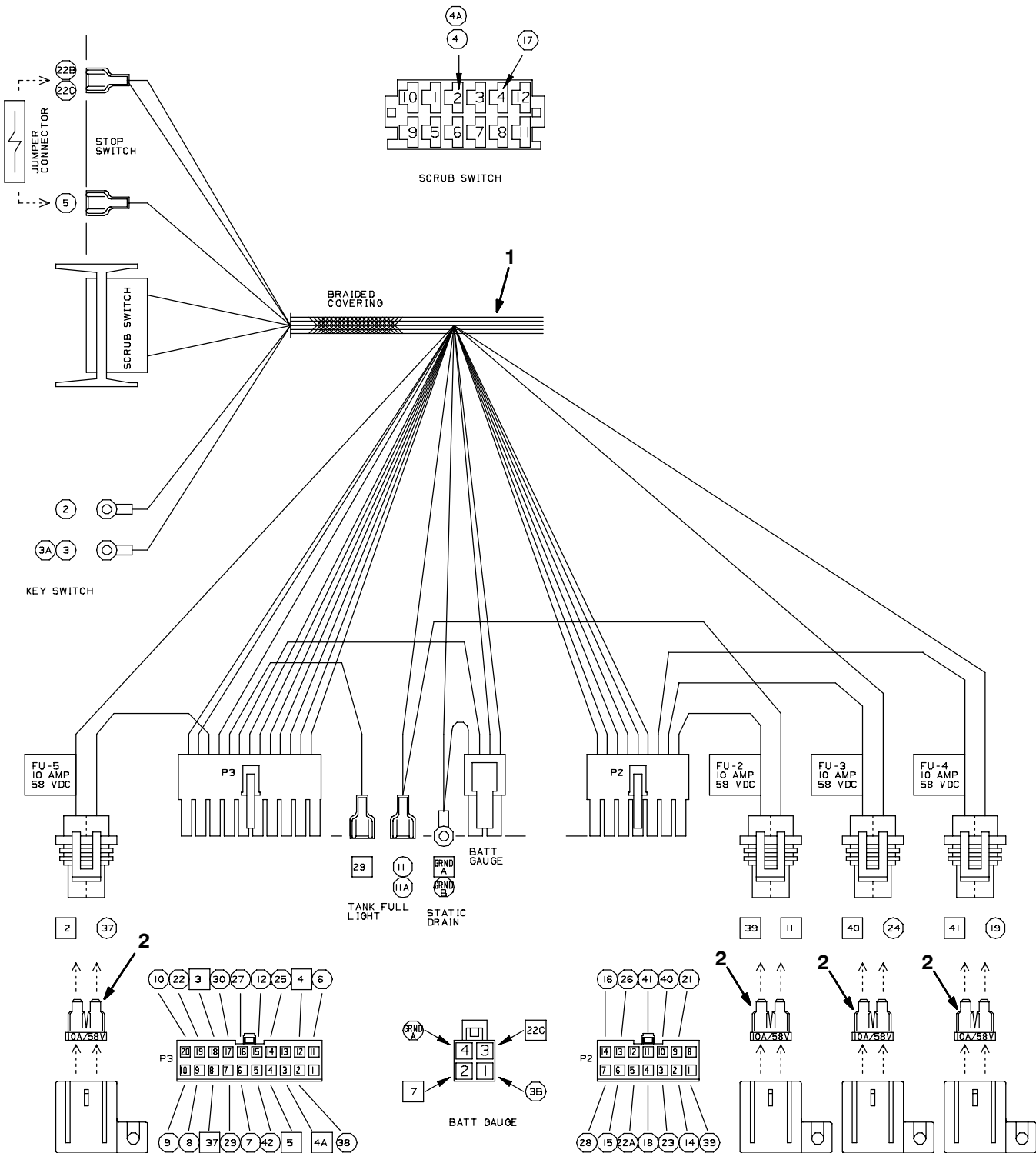


Fig. 33 - Wire Harness Group (10143033-10247589)

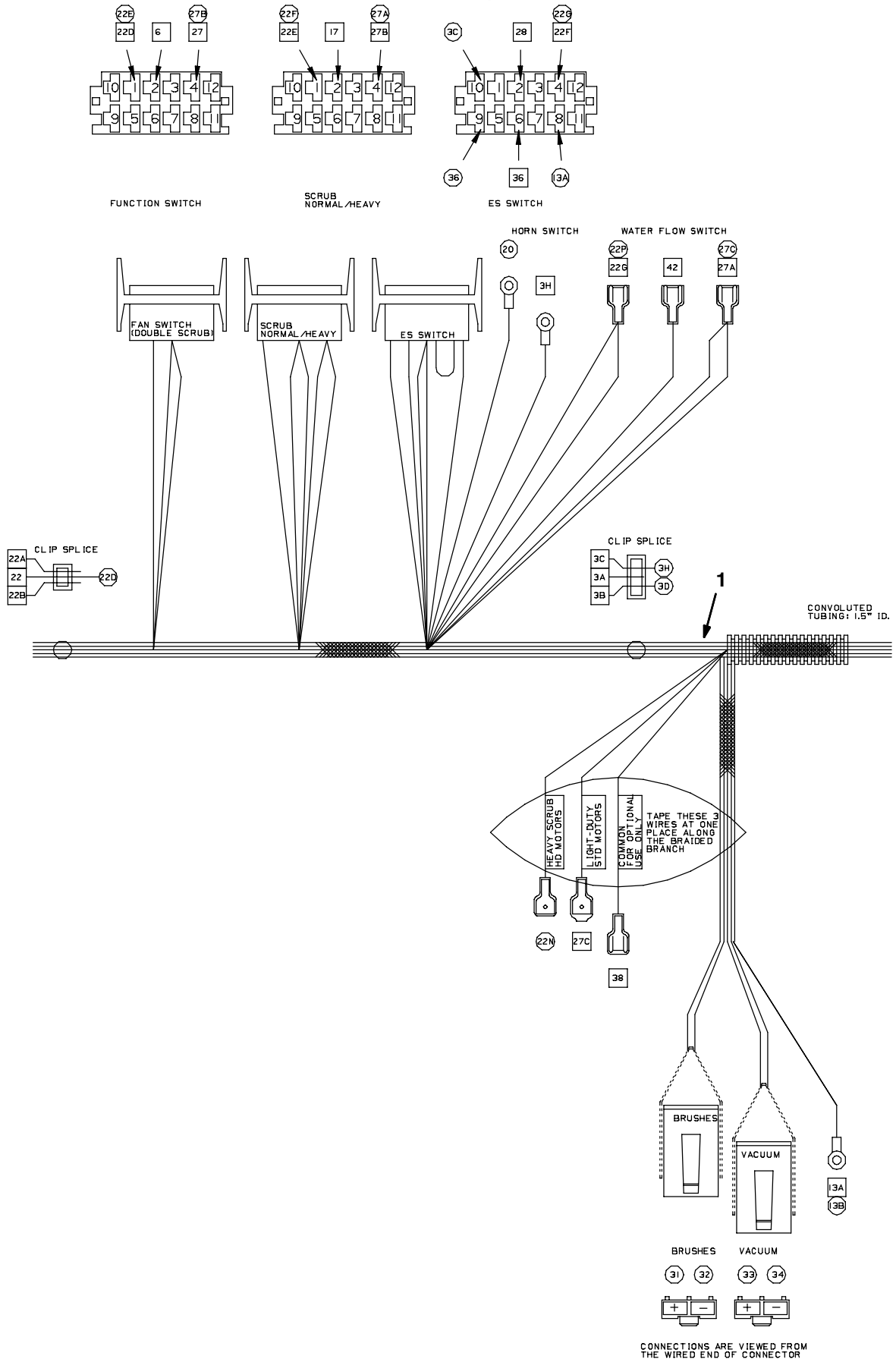


Fig. 33 - Wire Harness Group (10143033-10247589)

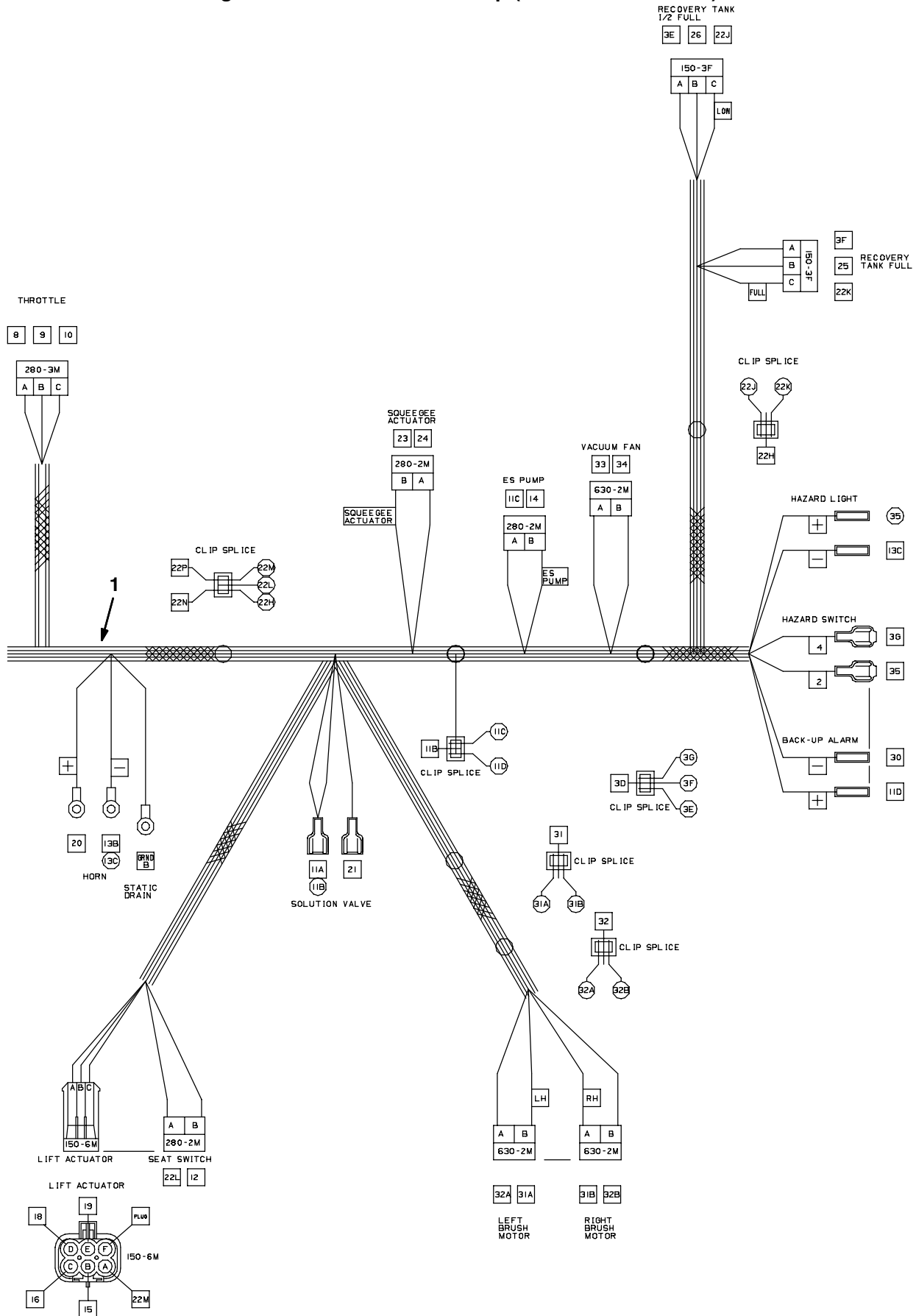
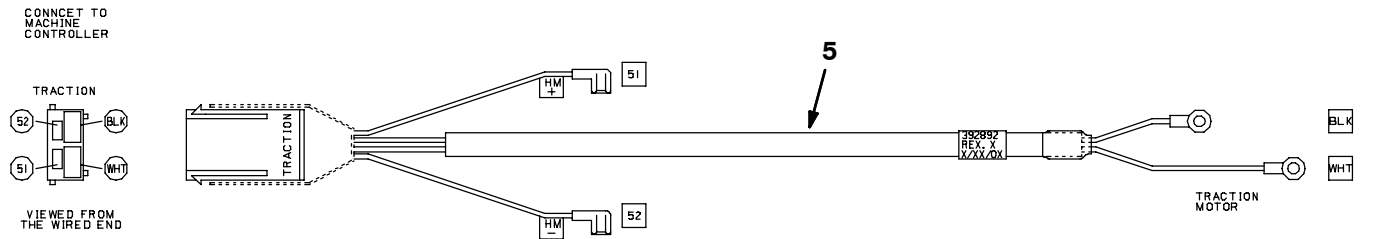
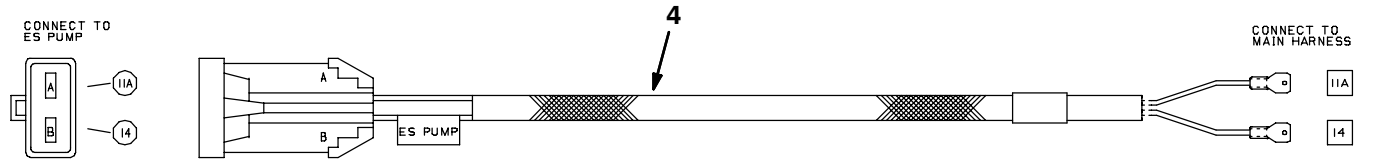
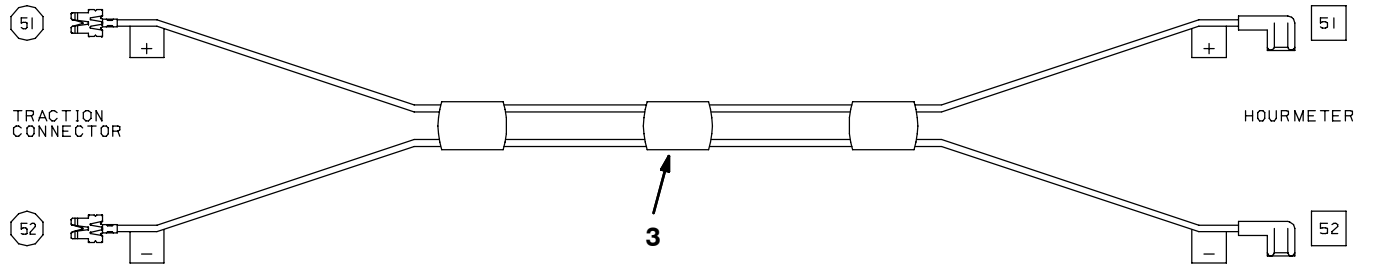


Fig. 33 - Wire Harnesses Group (10143033-10247589)



354197, 353881, 353839, 353804 - EZ, 7080

Ref.	Tenant-Part No.	Description	Qty.
1	393162	[2] Harness, Main, [Ezrider Hp]	1
2	393149	[2] Fuse, Blade, 10a, 58vdc	4
3	393160	[2] Harness, Wire, Hourmeter, Jumper	1
4	393159	[2] Harness, Wire, Es Pump	1
5	393161	[2] Harness, Traction, [Ezrider Hp]	1

[2] Serial number (10143033-10247589)

# STANDARD PARTS

Fig. 34 - Wire Harness Group (0000000-10143032)

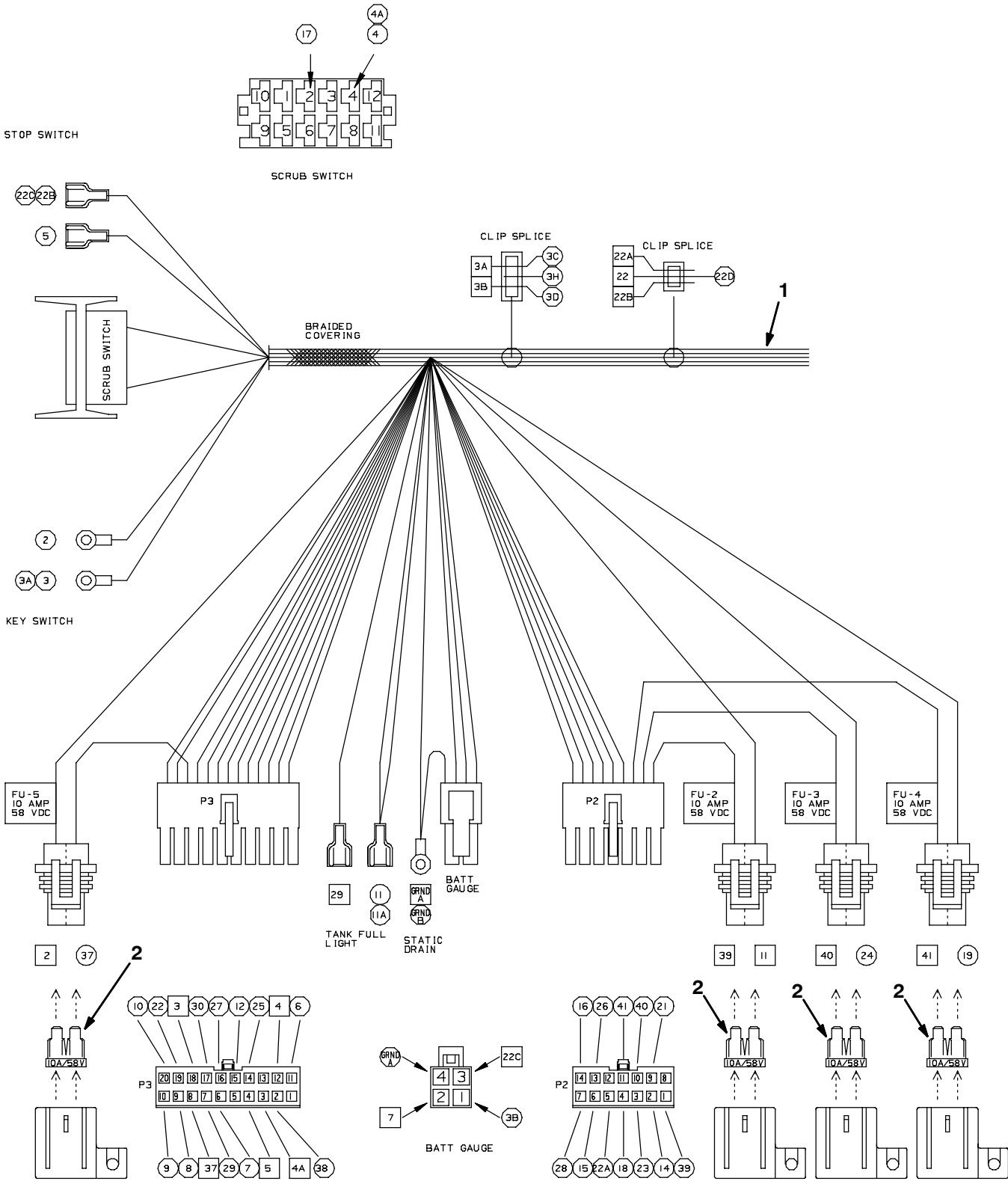
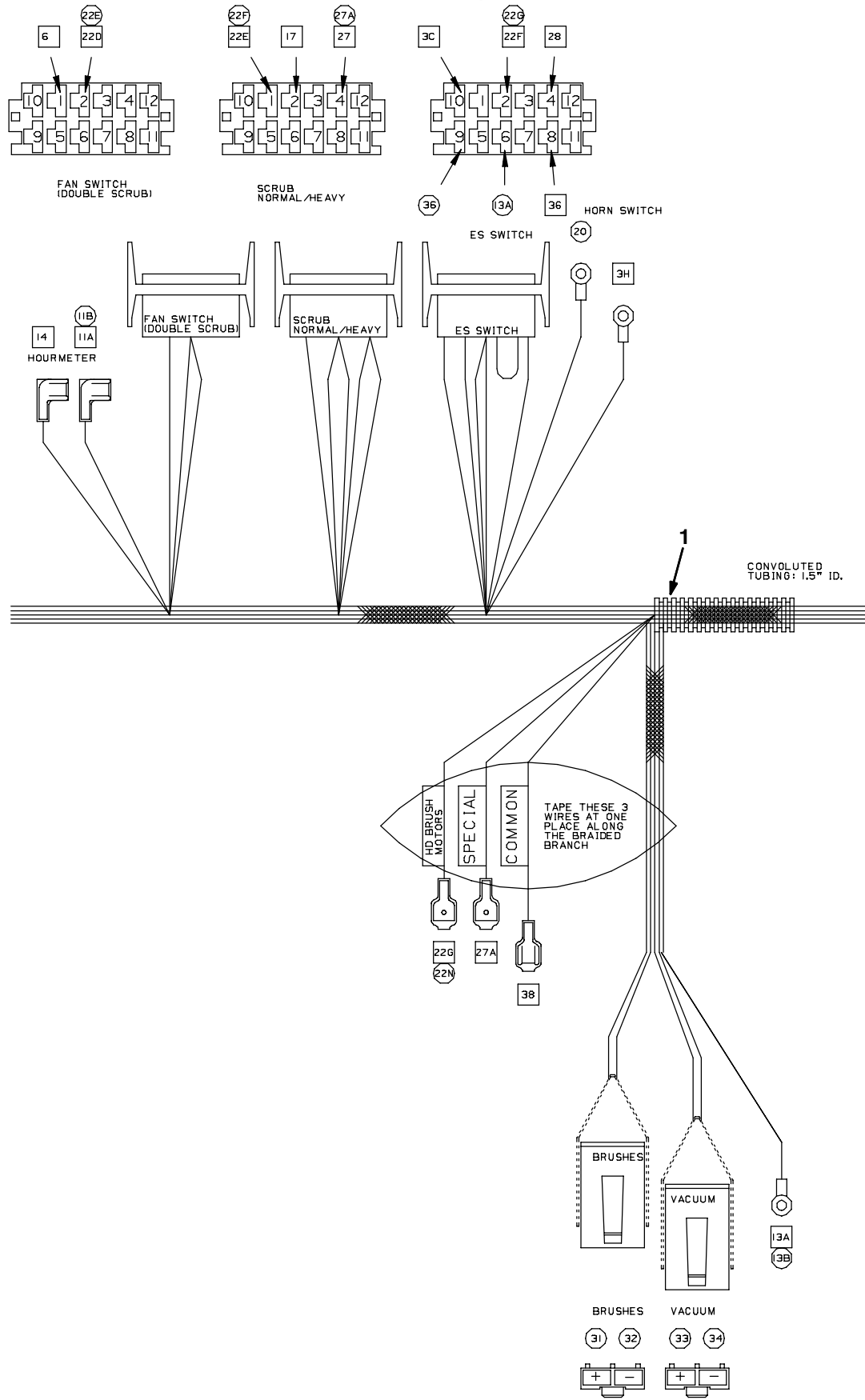


Fig. 34 - Wire Harnesses Group (0000000-10143032)

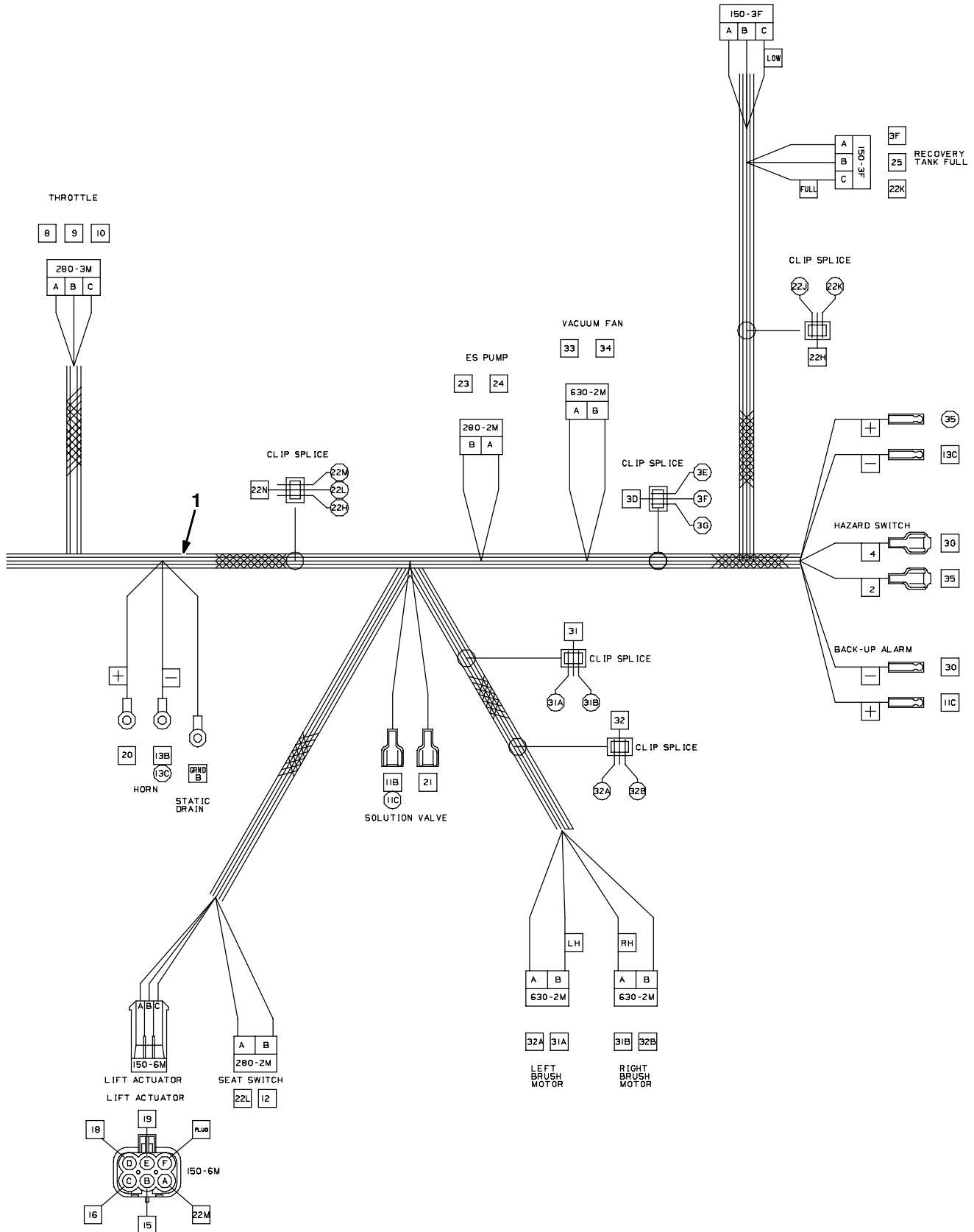


CONNECTIONS ARE VIEWED FROM THE WIRED END OF CONNECTOR

# STANDARD PARTS

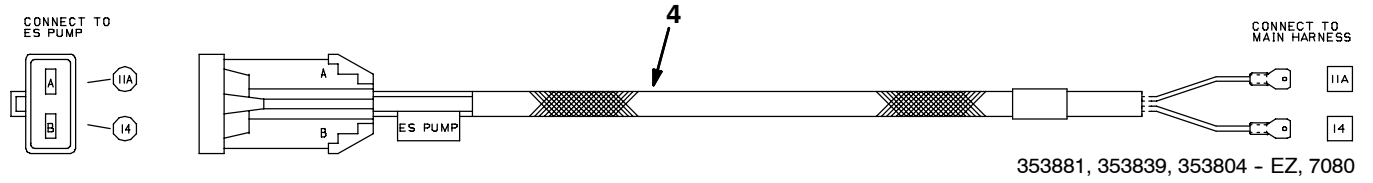
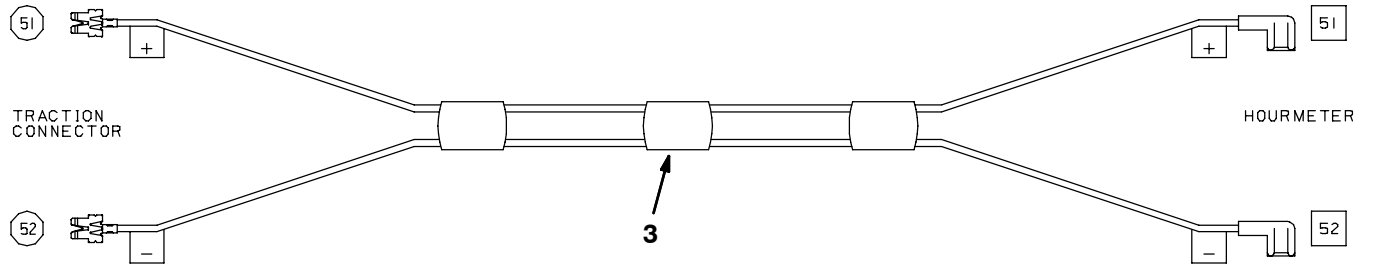
Fig. 34 - Wire Harness Group (0000000-10143032)

RECOVERY TANK  
1/2 FULL  
3E 26 22J



353804

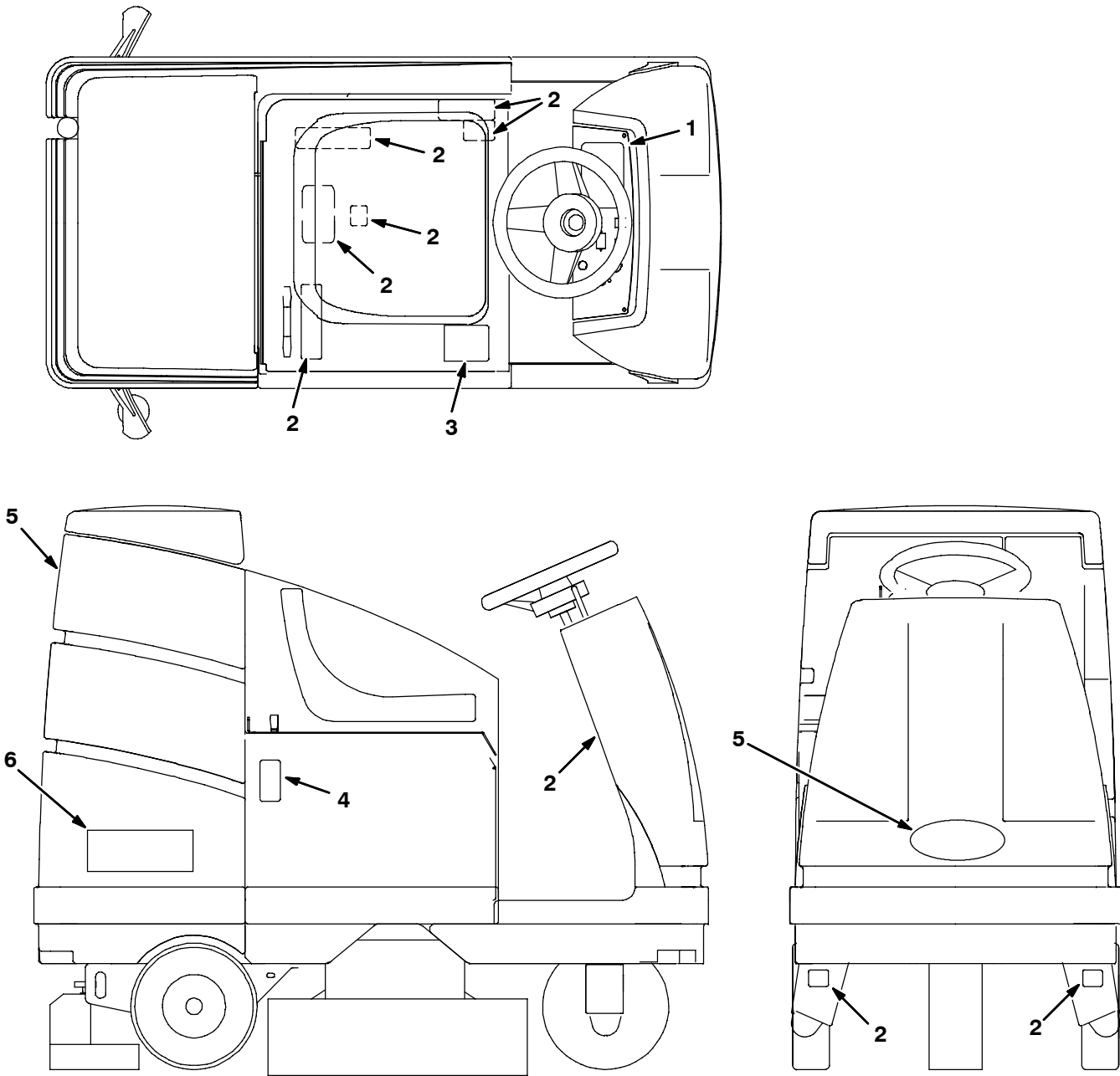
Fig. 34 - Wire Harnesses Group (0000000-10143032)



Ref.	Tennant-Part No.	Description	Qty.
1	392891	[1] Harness, Wire [Ez Rider Hp]	1
2	393149	[1] Fuse, Blade, 10a, 58vdc	4
3	393160	[1] Harness, Wire, Hourmeter, Jumper	1
4	393159	[1] Harness, Wire, Es Pump	1

[1] Serial number (0000000-10143032)

**Fig. 35 - Label Group**



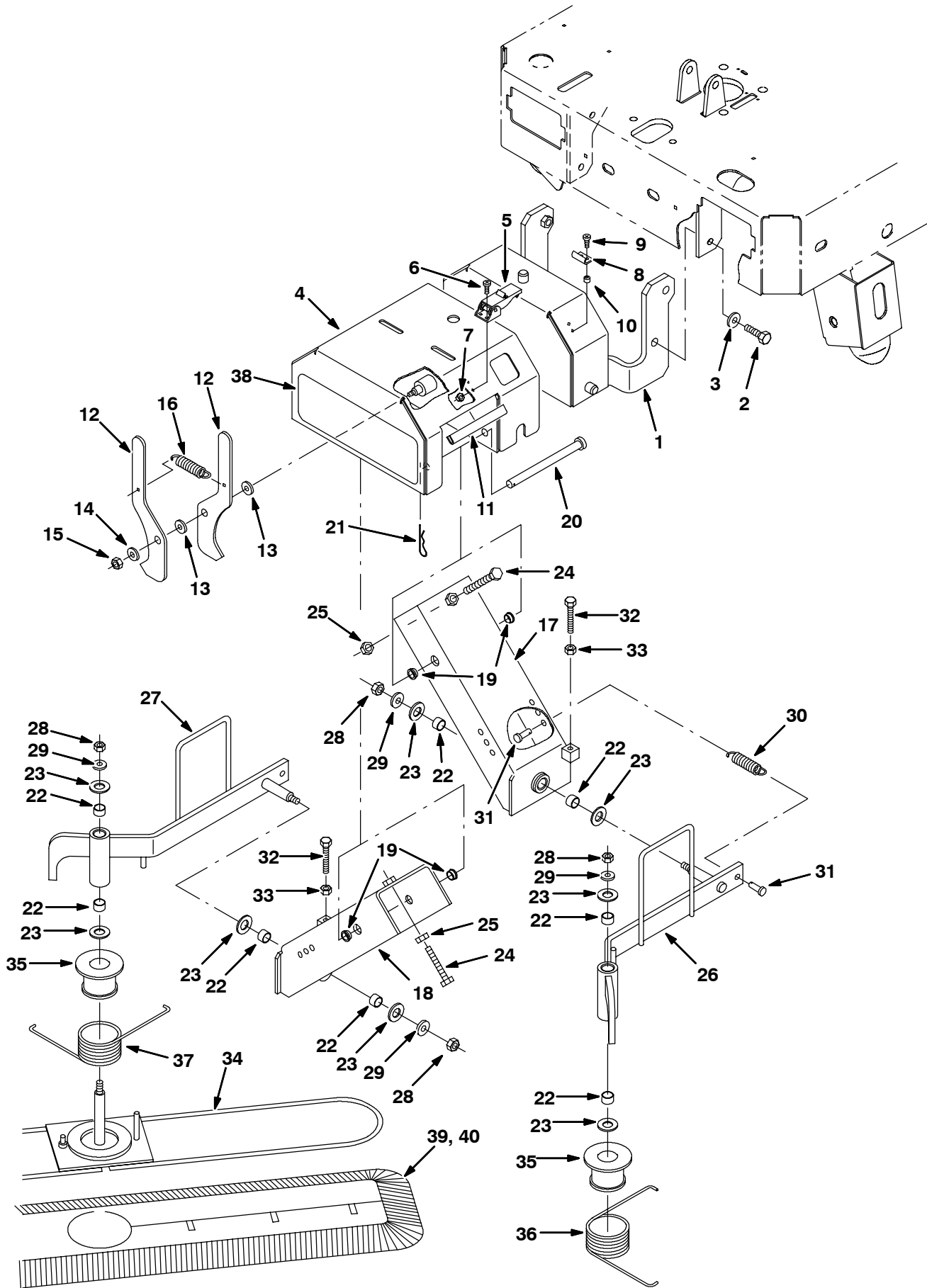
EZ, 7080

Ref.	Tennant-Part No.	Description	Qty.
1	392917	Label, Instmt [Ezrider Hp]	1
2	391297	Label Set, Info/hzrd	1
3	393143	Label, Std Opertnl	1
4	1015012	Label [Nfsi Certification]	1
5	1047750	Label, Logo, 216mml, [Tennant]	2
6	1047744	Label, Numerals, Side [7080]	2

# SECTION 2

Contents	Page	Contents	Page
Fig. 1 - Quick Mop Kit	2-2	Fig. 24 - Disk Scrub Head Squeegee Group, 800 mm (32 in) (10214061- )	2-46
Fig. 2 - ES (Extended Scrub) Kit	2-4	Fig. 25 - Cylindrical Scrub Head Drive Motor Group, 700 mm (28 in)	2-48
Fig. 3 - FaST Detergent Supply Group (10404792- )	2-6	Fig. 26 - Cylindrical Scrub Head Frame Group, 700 mm (28 in)	2-50
Fig. 4 - FaST Air Pump and Detergent Group (10179742-10404791)	2-8	Fig. 27 - Cylindrical Scrub Head Squeegee Group, 700 mm (28 in)	2-52
Fig. 5 - FaST Solution Pump and Injector Group (10404792- )	2-10	Fig. 28 - Cylindrical Scrub Head Drive Motor Group, 800 mm (32 in)	2-54
Fig. 6 - FaST Solution Pump Group (10179742-10404791)	2-12	Fig. 29 - Cylindrical Scrub Head Frame Group, 800 mm (32 in)	2-56
Fig. 7 - FaST Group, Disk Scrub Head (10404792- )	2-14	Fig. 30 - Cylindrical Scrub Head Squeegee Group, 800 mm (32 in)	2-58
Fig. 8 - FaST Foam Filter Group, Disk Scrub Head (10179742-10404791)	2-16	Fig. 31 - Rear Squeegee Group, 800 mm (32 in)	2-60
Fig. 9 - FaST Group, Cylindrical Scrub Head, 700 mm (28 in) (10404792- )	2-18	Fig. 32 - Revolving Light Kit	2-62
Fig. 10 - FaST Foam Filter Group, Cylindrical Scrub Head, 700 mm (28 in) (10179742-10404791)	2-20	Fig. 33 - Flashing Light Kit	2-64
Fig. 11 - FaST Group, Cylindrical Scrub Head, 800 mm (32 in) (10404792- )	2-22	Fig. 34 - Backup Alarm Kit	2-66
Fig. 12 - FaST Foam Filter Group, Cylindrical Scrub Head, 800 mm (32 in) (10179742-10404791)	2-24	Fig. 35 - Backup Alarm Kit W/O Bracket	2-68
Fig. 13 - FaST Instrument Panel Group	2-26	Fig. 36 - Battery Kit, Wet, 244AH	2-70
Fig. 14 - FaST Wire Harness Group	2-28	Fig. 37 - Battery Group, Maintenance Free, 180AH	2-71
Fig. 15 - FaST Electrical Schematic	2-30	Fig. 38 - Off-Board Battery Charger Group	2-72
Fig. 16 - FaST Label Group	2-31	Fig. 39 - On-Board Battery Charger Group	2-73
Fig. 17 - Heavy Duty Disk Scrub Head Drive Motor Group, 700 mm (28 in) (00000000-10214060)	2-32	Fig. 40 - Documentation Group	2-74
Fig. 18 - Heavy Duty Disk Scrub Head Drive Motor Group, 700 mm (28 in) (10214061- )	2-34		
Fig. 19 - Heavy Duty Disk Scrub Head Squeegee Group, 700 mm (28 in) (00000000-10214060)	2-36		
Fig. 20 - Heavy Duty Disk Scrub Head Squeegee Group, 700 mm (28 in) (10214061- )	2-38		
Fig. 21 - Disk Scrub Head Drive Motor Group, 800 mm (32 in) (00000000-10214060)	2-40		
Fig. 22 - Disk Scrub Head Drive Motor Group, 800 mm (32 in) (10214061- )	2-42		
Fig. 23 - Disk Scrub Head Squeegee Group, 800 mm (32 in) (00000000-10214060)	2-44		

Fig. 1 - Quick Mop Kit



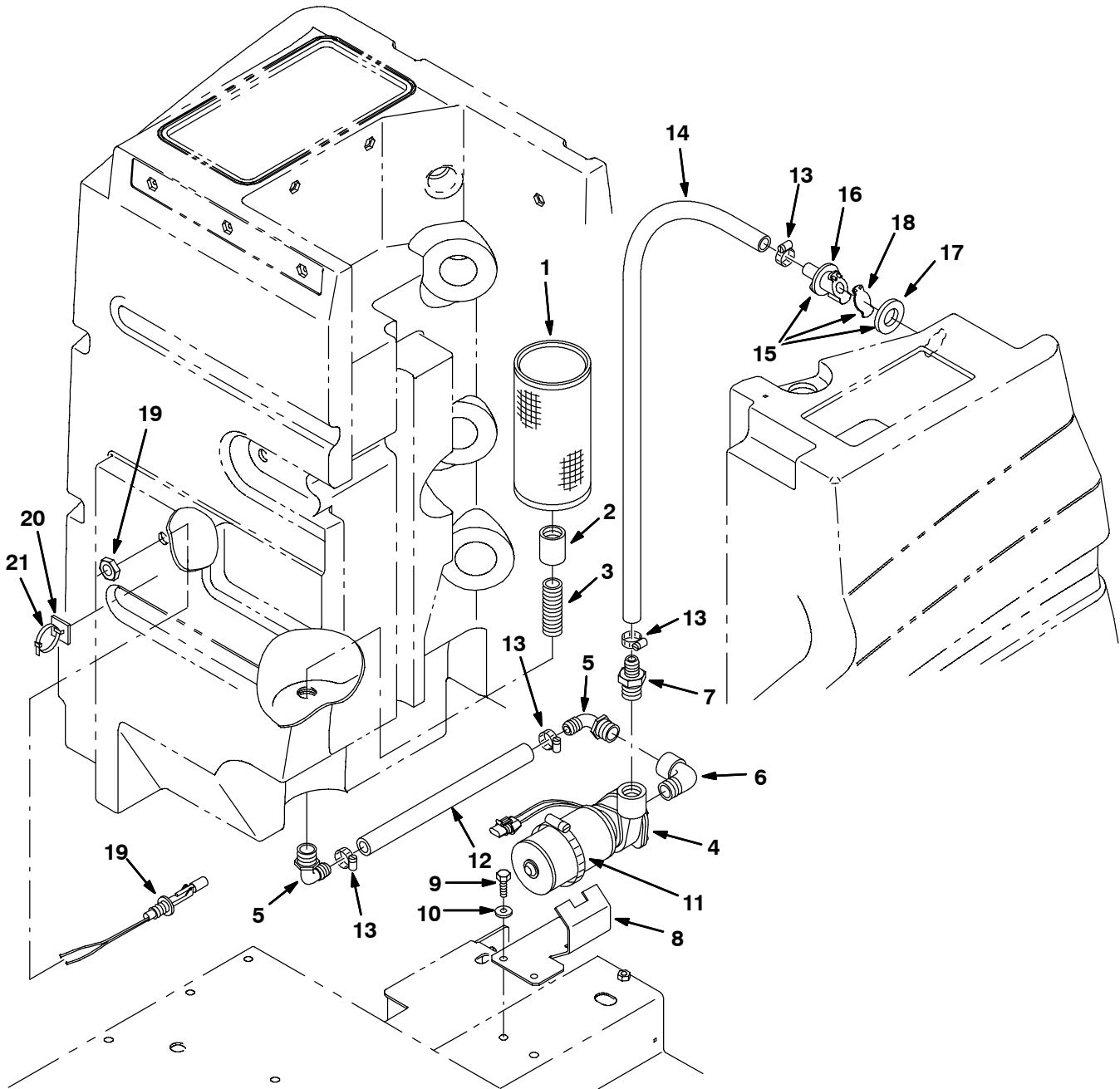
**Fig. 1 - Quick Mop Kit**

	<b>Ref.</b>	<b>Tennant- Part No.</b>	<b>Description</b>	<b>Qty.</b>
▽		391051	Kit, Ci, V-Mop	1
▲	1	391257	Bumper Wldt, V-Mop	1
▲	2	77347	Screw, Hex, M10 X 1.5 X 35, Ss	4
▲	3	01686	Washer, Flat, 0.44b 1.00 .08, Ss	4
▲	4	384287	Housing Wldt, Quick-Mop	1
▲	5	384418	Latch, Door	2
▲	6	49697	Screw, Pan, M04 X 0.7 X 10, Ss	4
▲	7	02850	Nut, Hex, Lock, M04 X 0.7, NI	4
▲	8	384419	Bracket, Keeper	2
▲	9	12323	Screw, Pan, M04 X 0.7 X 20, Ss	4
▲	10	65441	Spacer	4
▲	11	391287	Molding, Trim, Pvc, .08-.11 04.75l	2
▲	12	81542	Plate, Latch	2
▲	13	86860	Bearing, Thrust	2
▲	14	32491	Washer, Flt, .31 Std	1
▲	15	08709	Nut, Hex, Lock, M08 X 1.25,NI	1
▲	16	87816	Spring, Extn, 0.75od X 0.09wir, 2.5l	1
▲	17	81541	Channel Wldt, Lift, Lh	1
▲	18	81540	Channel Wldt, Lift, Rh	1
▲	19	15648	Bushing, Flng, 0.50b 0.59d 0.38l	4
▲	20	51225-1	Pin, Clevis, 0.50 D X 6.00l	2
▲	21	02942	Pin, Hair Cotter, 0.62 D .120 Wir	2
▲	22	07449	Bushing, Sleeve, 0.62b 0.72d 0.50l, Fgl	8
▲	23	64425	Washer, Thrust, 0.61b 1.25d .06, Fgl	8
▲	24	76438	Screw, Hex, M10 X 1.5 X 90, FI	2
▲	25	39312	Nut, Hex, Std, M10 X 1.5	2
▲	26	81539	Arm Wldt, Lift, Mop, Lh	1
▲	27	81538	Arm Wldt, Lift, Mop, Rh	1
▲	28	41430	Nut, Hex, Lock, M10 X 1.5, NI	4
▲	29	32492	Washer, Flt, .38 Std	4
▲	30	15047	Spring, Extn, 0.62od X 0.08wir, 3.0l	2
▲	31	39019	Pin, Clevis, 0.37 D X 0.75l	4
▲	32	363976	Screw, Hex, M08 X 1.25 X 60, FI	2
▲	33	39311	Nut, Hex, Std, M08 X 1.25	2
▲	34	81537	Frame Wldt, Mop, V	2
▲	35	83332	Spacer, Spring	2
▲	36	80317	Spring, Tors, 2.36id .18wir 07.5coil	1
▲	37	80318	Spring, Tors, 2.36id .18wir 07.5coil	1
▲	38	384265	Label, [Quick Mop]	1
▲	39	83347	Mop, Dust	2
	40	83348	Mop, Dust, Industrial	1

▽ ASSEMBLY

▲ INCLUDED IN ASSEMBLY

Fig. 2 - ES (Extended Scrub) Kit



**Fig. 2 - ES (Extended Scrub) Kit**

	<b>Ref.</b>	<b>Tennant- Part No.</b>	<b>Description</b>	<b>Qty.</b>
▽		392946	Kit, Di, Es [Ezrider Hp/7080]	1
▲	1	10573	Strainer, Soltn, 20mesh Cyl 4.0d 8.0l	1
▲	2	05134	Fitting, Plstc, Str, Pf12/Pf12	1
▲	3	385665	Fitting, Plstc, Str, Pm12/Pm12 03.0l	1
▲	4	369865	Pump, Solution, Impeller, 36vdc	1
▲	5	73468	Fitting, Plstc, E90, Bm10/Pm12	2
▲	6	69785	Fitting, Plstc, E90, Pm12/Pf12	1
▲	7	365095	Fitting, Plstc, Str, Bm10/Pm12	1
▲	8	391115	Bracket, Pump, Es	1
▲	9	49826	Screw, Hex, M08 X 1.25 X 16, Ss, NI	2
▲	10	01685	Washer, Flat, .31 Ss	2
▲	11	17188	Clamp, Hose, Wormdrive, 1.62-3.50d	1
▲	12	393100	Hose, PVC, Brd, 0.62id 0.96od 6.50L (C460117)	6.500'
▲	13	63810	Clamp, Hose, Wormdrive, 0.56-1.06d	4
▲	14	393102	Hose, PVC, Brd, 0.62id 0.96od 6.50L (C460117)	6.500'
▲▽	15	78842	Kit, Valve, Check	1
▲▲	16	78840	Valve, Check	1
▲▲	17	73342	Gasket, Check, Valve	1
▲▲	18	78841	Flapper, Valve	1
▲	19	385685	<sup>②</sup> Sensor, Level, Liq, 14vdc 01a .62-11	1
	19	9003361	<sup>①</sup> Switch Kit, Float, Ci	1
▲	20	55248	Mount, Cable Tie	1
▲	21	49266	Tie, Cable, Nyl, 07.3L .19W 1.8 Max D	1

<sup>①</sup> Serial number (00000000-10353605)

<sup>②</sup> Serial number (10353606- )

▽ ASSEMBLY

▲ INCLUDED IN ASSEMBLY

Fig. 3 - FaST Detergent Supply Group (10404792- )

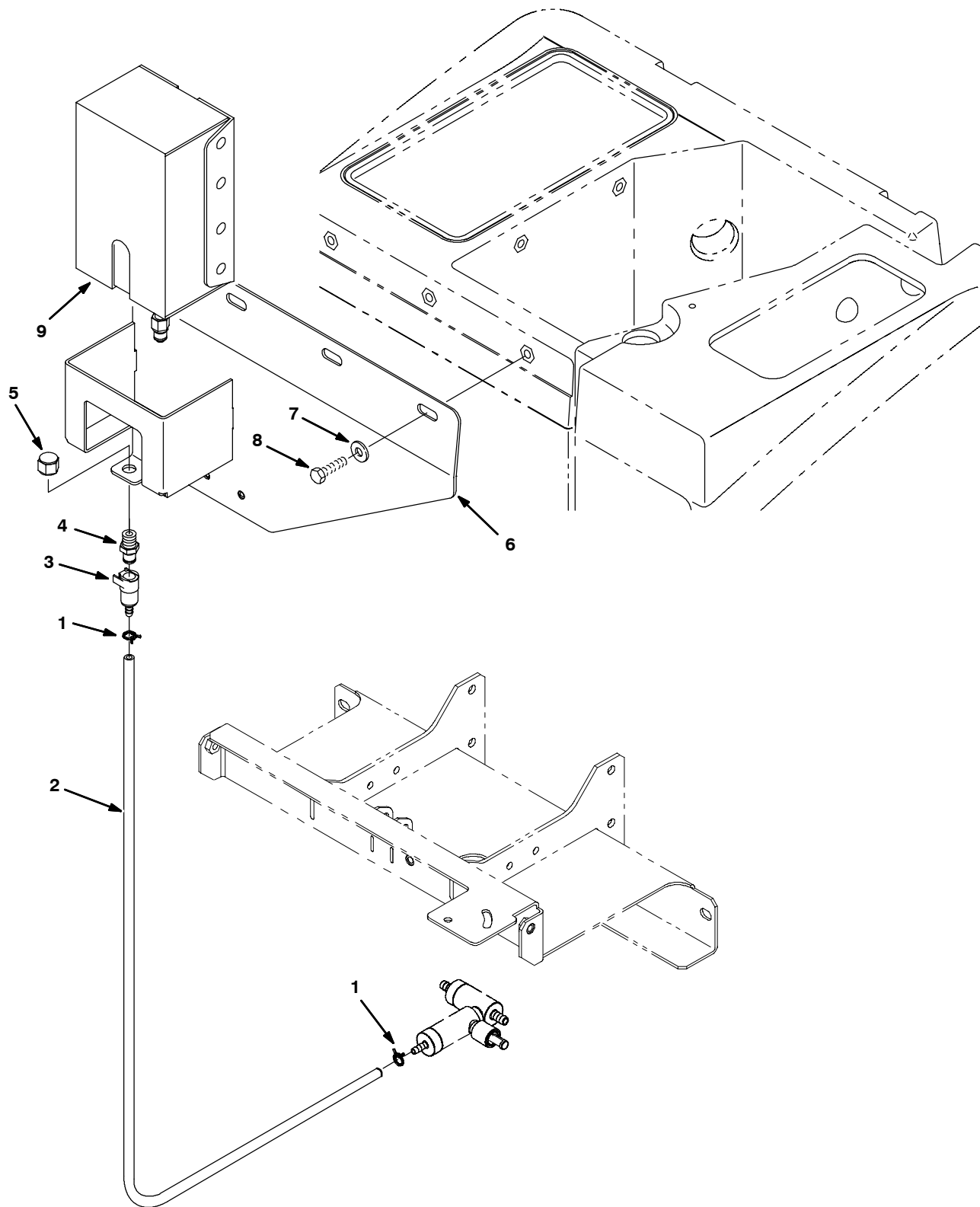


Fig. 3 - FaST Detergent Supply Group (10404792- )

Ref.	Tenant-Part No.	Description	Qty.
1	613735	<input type="checkbox"/> Clamp, Hose .40 - .42 2 Wire	2
2	1014985	<input type="checkbox"/> Hose, Afmkt, Pvc, Clr 0.25id 08Ft (C460126)	1
3	1002898	<input type="checkbox"/> Fitting, Plstc, Str, Bm04, Cplg, Fem	1
4	1002899	<input type="checkbox"/> Fitting, Plstc, Str, Pm04, Cplg, Mal	1
5	1005435	<input type="checkbox"/> Fitting, Plstc, Cap, Pf04	1
6	1012831	<input type="checkbox"/> Bracket Wldt, Box Detgt	1
7	01685	<input type="checkbox"/> Washer, Flt, .31 Ss	3
8	15675	<input type="checkbox"/> Screw, Hex, M08 X 1.25 X 20, Ss	3
9	1017015	<input type="checkbox"/> Fast 365 2 Ltr, Detergent	1
9	1017022	<input type="checkbox"/> Fast 665 2 Ltr, Detergent	1
9	9002021	<input type="checkbox"/> Fast 965 2 Ltr, Detergent	1

Serial number (10404792- )

Fig. 4 - FaST Air Pump and Detergent Group (10179742-10404791)

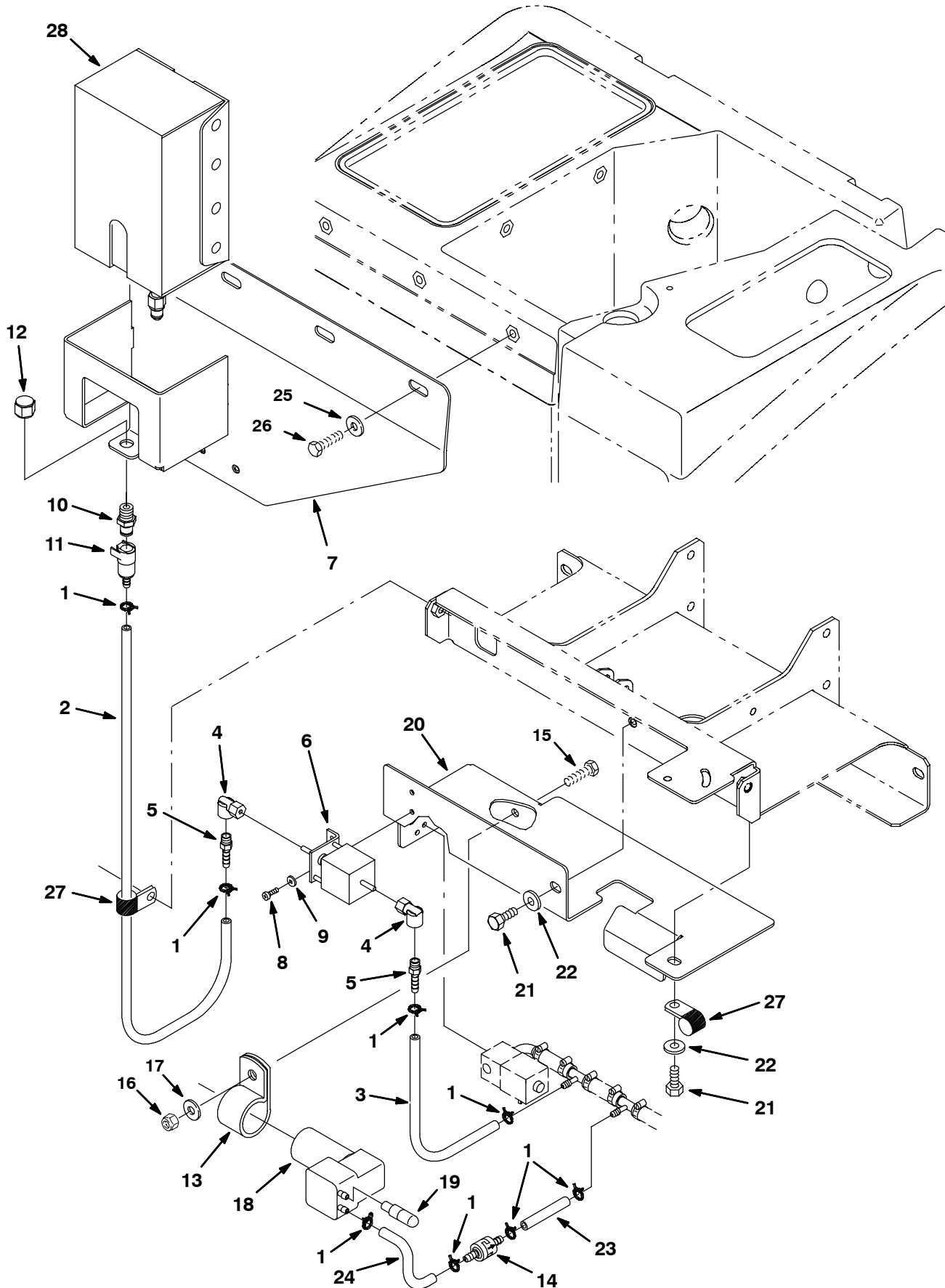


Fig. 4 - FaST Air Pump and Detergent Group (10179742-10404791)

Ref.	Tennant-Part No.	Description	Qty.	
1	613735	☐ Clamp, Hose .40 - .42 2 Wire	8	
2	1006415	☐ Hose, Afmkt, Pvc, Clr 0.25id 3ft (C460126)	3.000'	
3	613727	☐ Hose, .25id X 12" Pvc (C460126)	0.540'	
4	1014082	☐ Fitting, Brs, E90, Cf03/Pf02	2	
5	150525	☐ Fitting, Brs, Str, Pm02/Bm04	2	
6	1013789	☐ Pump, Detgt [560s]	1	
7	1012831	☐ Bracket Wldt, Box Detgt	1	
8	06927	☐ Screw, Pan, M4 X 0.7 X 16, 4.8	2	
9	19064	☐ Washer, Flat, #06	2	
10	1002899	☐ Fitting, Plstc, Str, Pm04, Cplg, Mal	1	
11	1002898	☐ Fitting, Plstc, Str, Bm04, Cplg, Fem	1	
12	1005435	☐ Fitting, Plstc, Cap, Pf04	1	
13	53466	☐ Clamp, Cable, Stl, 1.50d X 1.00w, 1h	1	
14	1013902	☐ Valve, Check, 2 Gpm 2 Psi Bm04/Bm04	1	
15	09010	☐ Screw, Hex, M8 X 1.25 X 25, Ss	1	
16	08713	☐ Nut, Hex, Lock, M 8 X 1.25, NI, Ss	1	
17	01685	☐ Washer, Flat, 0.31 Ss	1	
▽	18	1008211	☐ Pump, Air, Ele, 36vdc	1
▲	391449	☐ Kit, Repair, Diaphragm, Air Compressor	1	
	19	1005255	☐ Filter Assy, Air, Molded Ure	1
	20	1015365	☐ Bracket	1
	21	09740	☐ Screw, Hex, M8 X 1.25 X 20, Ss	3
	22	01685	☐ Washer, Flat, 0.31 Ss	3
	23	613727	☐ Hose, .25id X 12" Pvc (C460126)	0.440'
	24	613727	☐ Hose, .25id X 12" Pvc (C460126)	0.104'
	25	01685	☐ Washer, Flt, .31 Ss	3
	26	15675	☐ Screw, Hex, M08 X 1.25 X 20, Ss	3
	27	82829	☐ Clamp, Cable, Stl, 0.63d X 0.75w, 1h	2
	28	1017015	☐ Fast 365 2 Ltr, Detergent	1
	28	1017022	☐ Fast 665 2 Ltr, Detergent	1
	28	9002021	☐ Fast 965 2 Ltr, Detergent	1

☐ Serial number (10179742-10404791)

▽ ASSEMBLY

▲ INCLUDED IN ASSEMBLY

Fig. 5 - FaST Solution Pump and Injector Group (10404792- )

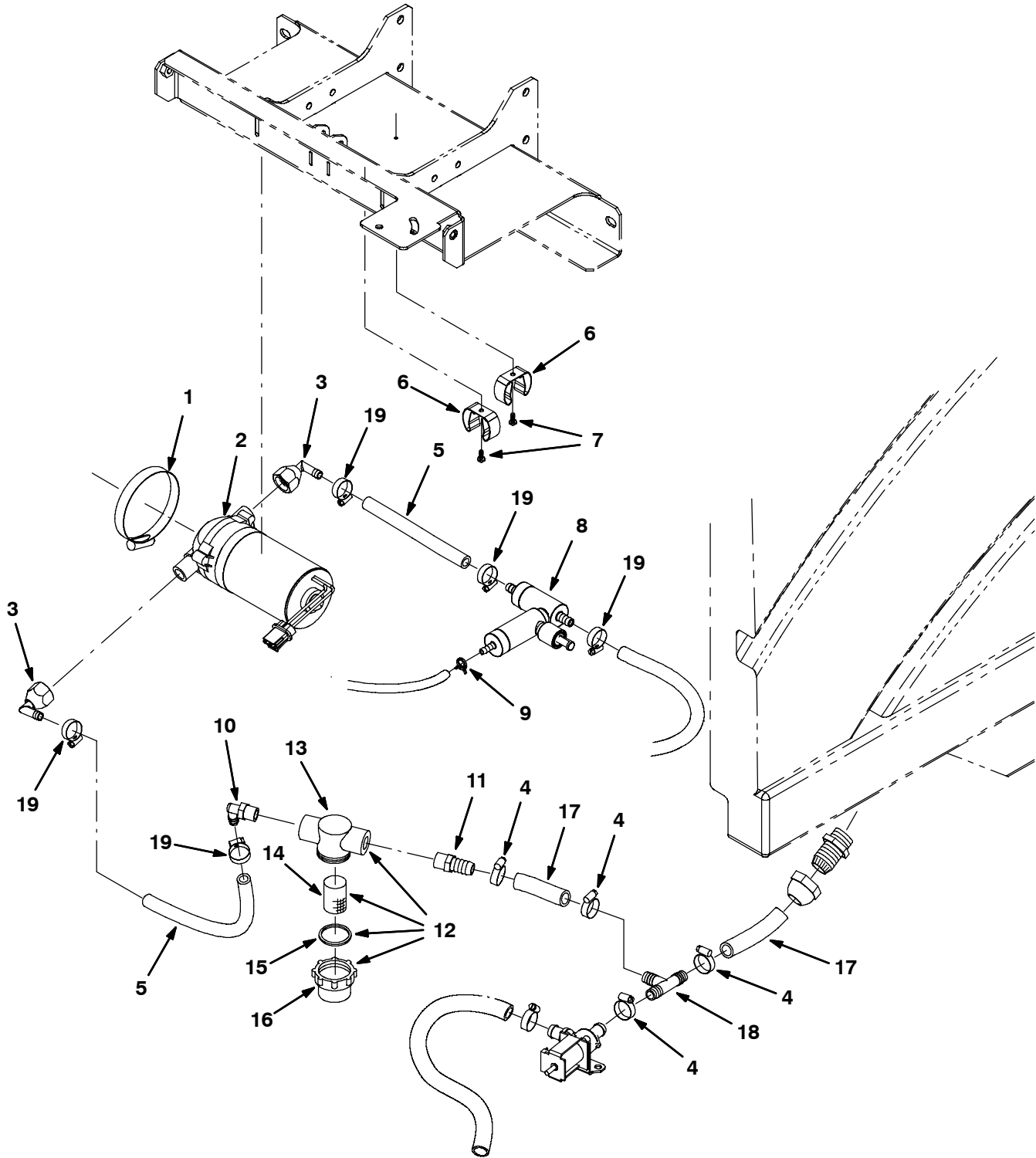


Fig. 5 - FaST Solution Pump and Injector Group (10404792- )

Ref.	Tennant- Part No.	Description	Qty.	
1	17188	☐ Clamp, Hose, Wormdrive, 2.50-3.50d, .50w	1	
2	1037108	☐ Pump, Soltn, Ele, 36vdc, 60psi [Packard]	1	
3	611010	☐ Fitting, Plstc, E90, Bm06/Pf08, Swivel	2	
4	54333	☐ Clamp, Hose, Wormdrive, 0.31-0.88d, .31w	4	
5	1006400	☐ Hose, Afmkt, Pvc, Brd, 0.38id, 03ft, Clr (376720)	1	
6	573073	☐ Clip, Grip, Hose, 1.00-1.50, Stl, Pl	2	
7	16944	☐ Screw, Hex, M4 X 0.70 X 10, Fmg	2	
8	9006003	☐ FaST Kit, Injector Ci [FaST II+] (See Breakdowns)	1	
9	613735	☐ Clamp, Hose, Wir, .40 - .42, Yel	1	
10	150412	☐ Fitting, Plstc, E90, Bm06/Pm06	1	
11	64743	☐ Fitting, Plstc, Str, Bm08/Pm06	1	
∇	12	1005302	☐ Filter, In-Line, Pf06/Pf06 080mesh 02.6l	1
▲	13	613993	☐ Housing, Top, F/1005302	1
▲	14	1005304	☐ Screen, Fltr, 80 Mesh, Ss	1
▲	15	613992	☐ Gasket [Viton, F/1005302]	1
▲	16	613991	☐ Bowl, Clr, Short, F/1005302	1
	17	1006401	☐ Hose, Afmkt, Pvc, Brd, 0.50id, 03ft, Clr (376716)	1
	18	63245-1	☐ Fitting, Plstc, Tee, Bm08/Bm08/Bm08	1
	19	43844	☐ Clamp, Hose, Wormdrive, 0.25-0.62d, .31w	5

☐ Serial number (10404792- )

∇ ASSEMBLY

▲ INCLUDED IN ASSEMBLY

Fig. 6 - FaST Solution Pump Group (10179742-10404791)

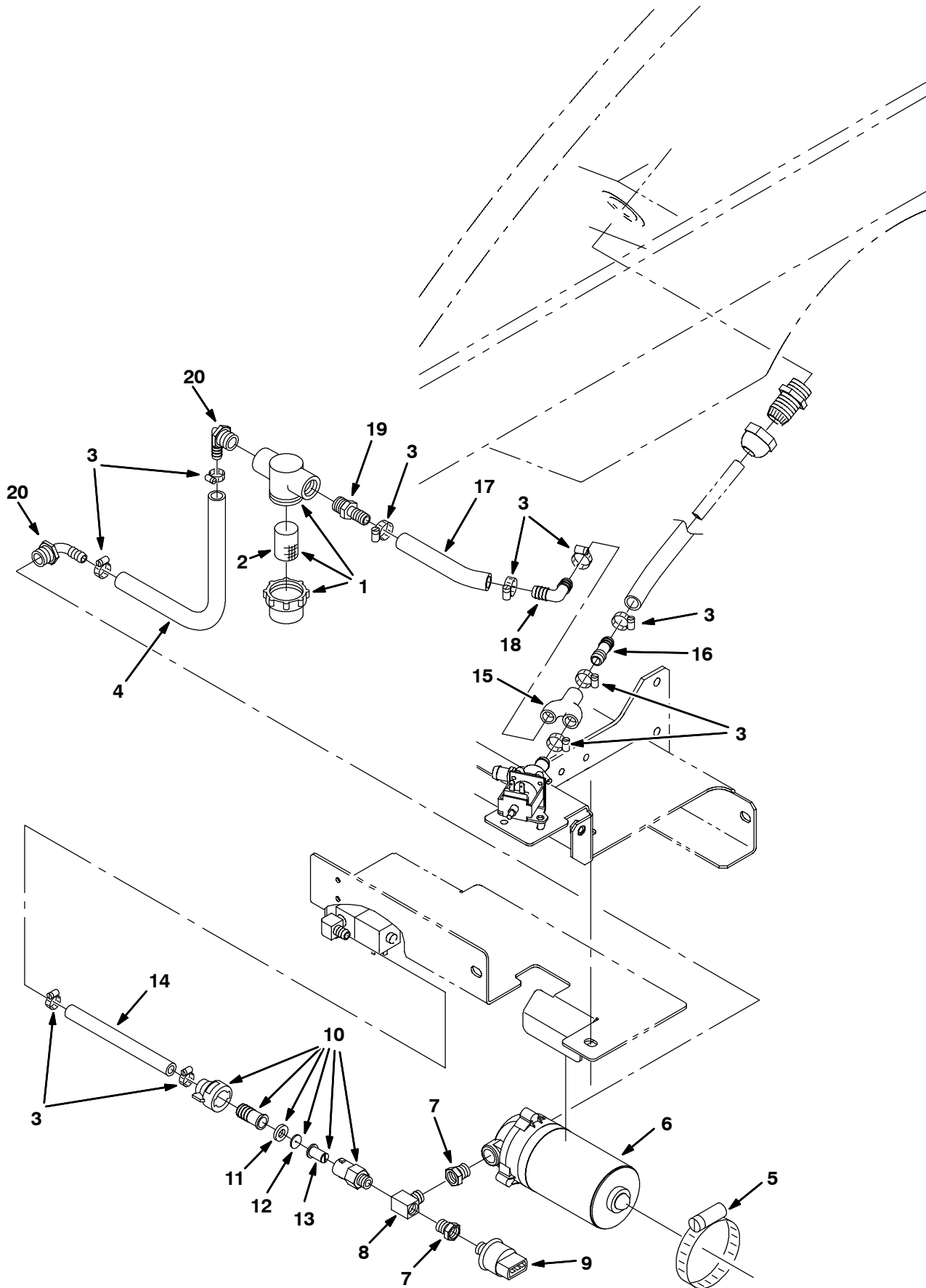


Fig. 6 - FaST Solution Pump Group (10179742-10404791)

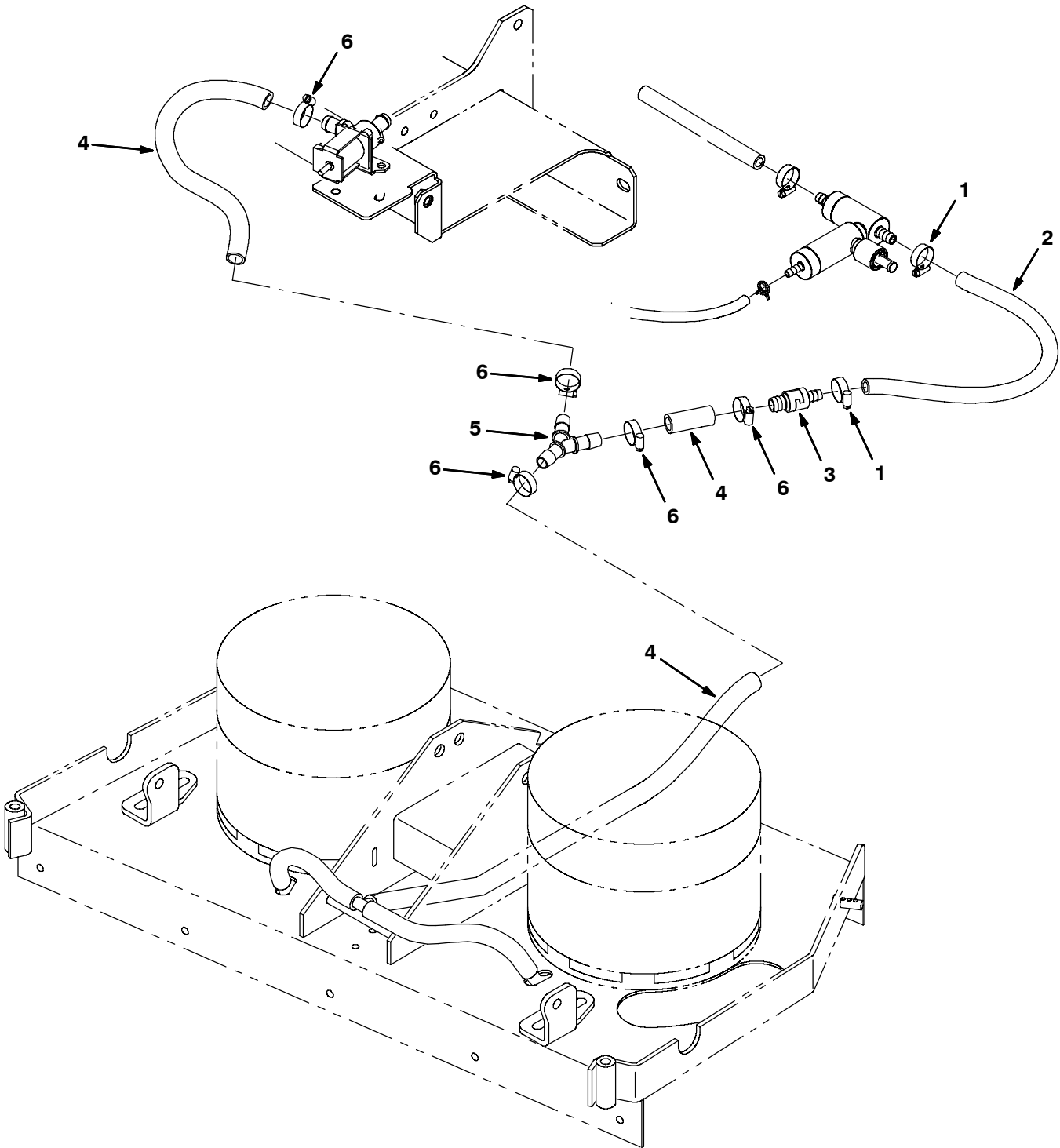
	Ref.	Tennant-Part No.	Description	Qty.
▽	1	1005302	1 Filter, Inline, Pf06/Pf06, 80 Mesh	1
▲	2	1005304	1 Screen, Fltr, 80 Mesh	1
	3	54333	1 Clamp, Hose, Wormdrive, 0.31-0.88d	10
	4	1011521	1 Hose, Afmkt Pvc, Brd 0.50id X 2 Ft (376716)	1.750'
	5	17188	1 Clamp, Hose, Wormdrive, 1.62-3.50d	1
	6	1005866	1 Pump, Soltn, Ele, 36vdc	1
	7	150006	1 Fitting, Brs, Str, Pm04/Pm06	2
	8	53268	1 Fitting, Brs, Tee, Pf04/Pm04/Pf04	1
	9	1028582	1 Switch, Press, 10psi, Spst	1
▽	10	1014675	1 Fitting Assy, Cap, 0.045b, Pm04/Bm08	1
▲	11	1005508	1 Washer, Flat, .34b .75d .12, Viton	1
▲	12	1014011	1 Plate, Orifice, 0.045id	1
▲	13	1006447	1 Screen, 50 Mesh, Ss	1
	14	1011403	1 Hose, Afmkt Pvc, Brd 0.50id X 1 Ft (376716)	0.590'
	15	1013935	1 Fitting, Vyl, Y, Formed, 0.5id	1
	16	364631	1 Fitting, Plstc, Str, Bm08/Bm08	1
	17	1011403	1 Hose, Afmkt Pvc, Brd 0.50id X 1 Ft (376716)	0.500'
	18	63987-1	1 Fitting, Plstc, E90, Bm08/Bm08	1
	19	64743	1 Fitting, Plstc, Str, Bm08/Pm06	1
	20	64778	1 Fitting, Plstc, E90, Bm08/Pm06	2

1 Serial number (10179742-10404791)

▽ ASSEMBLY

▲ INCLUDED IN ASSEMBLY

Fig. 7 - FaST Group, Disk Scrub Head (10404792- )



**Fig. 7 - FaST Group, Disk Scrub Head (10404792- )**

<b>Ref.</b>	<b>Tennant- Part No.</b>	<b>Description</b>	<b>Qty.</b>
1	43844	Ⓜ Clamp, Hose, Wormdrive, 0.25-0.62d, .31w	2
2	1006400	Ⓜ Hose, Afmkt, Pvc, Brd, 0.38id, 03ft,Clr (376720)	1
3	1043317	Ⓜ Valve, Check, 0015psi Bm06/Bm08	1
4	1006401	Ⓜ Hose, Afmkt, Pvc, Brd, 0.50id, 03ft,Clr (376716)	1
5	1010668	Ⓜ Fitting, Plstc, Y, Bm08/Bm08/Bm08, Nyl	1
6	54333	Ⓜ Clamp, Hose, Wormdrive, 0.31-0.88d, .31w	5

Ⓜ Serial number (10404792- )

Fig. 8 - FaST Foam Filter Group, Disk Scrub Head (10179742-10404791)

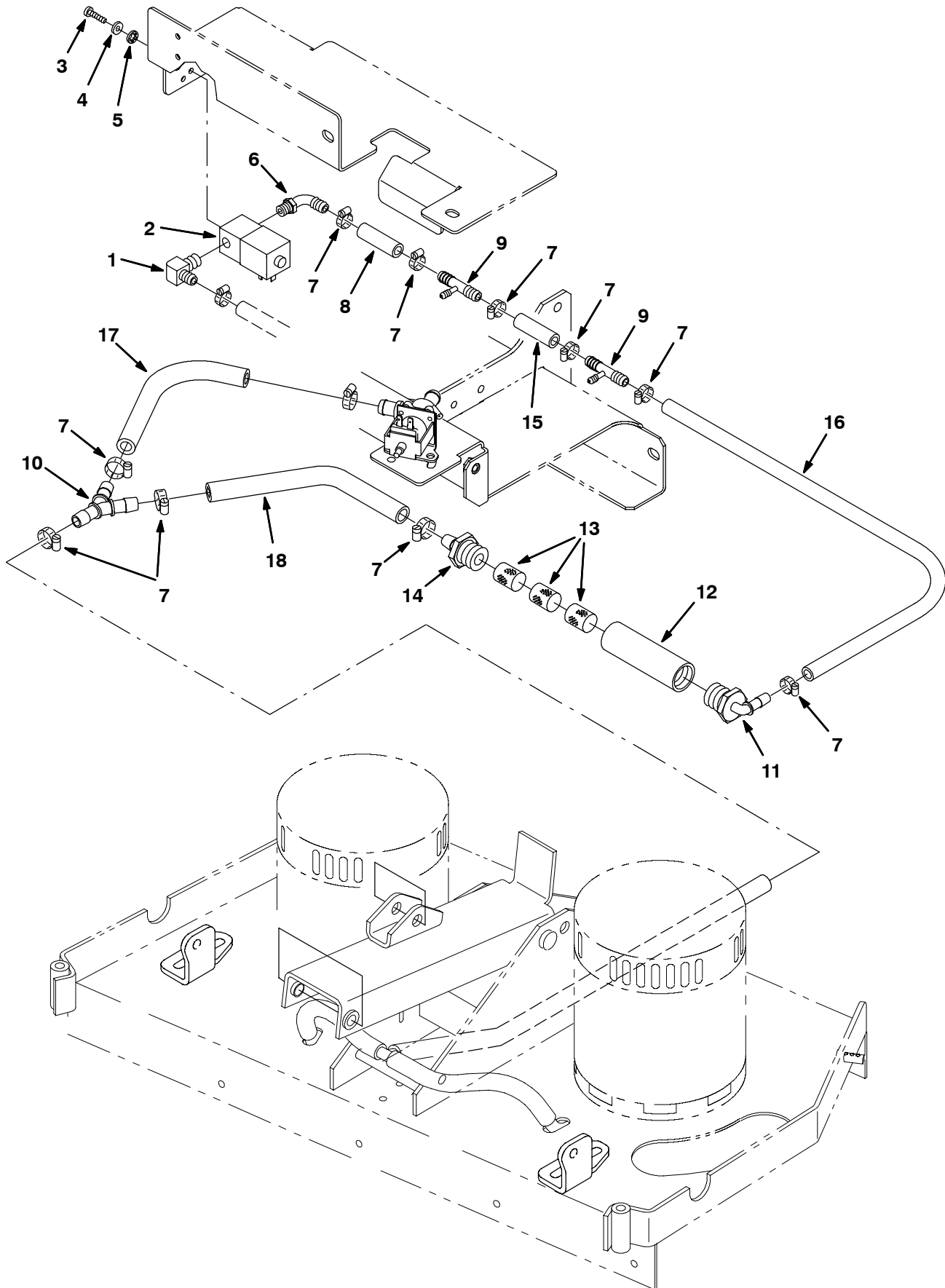


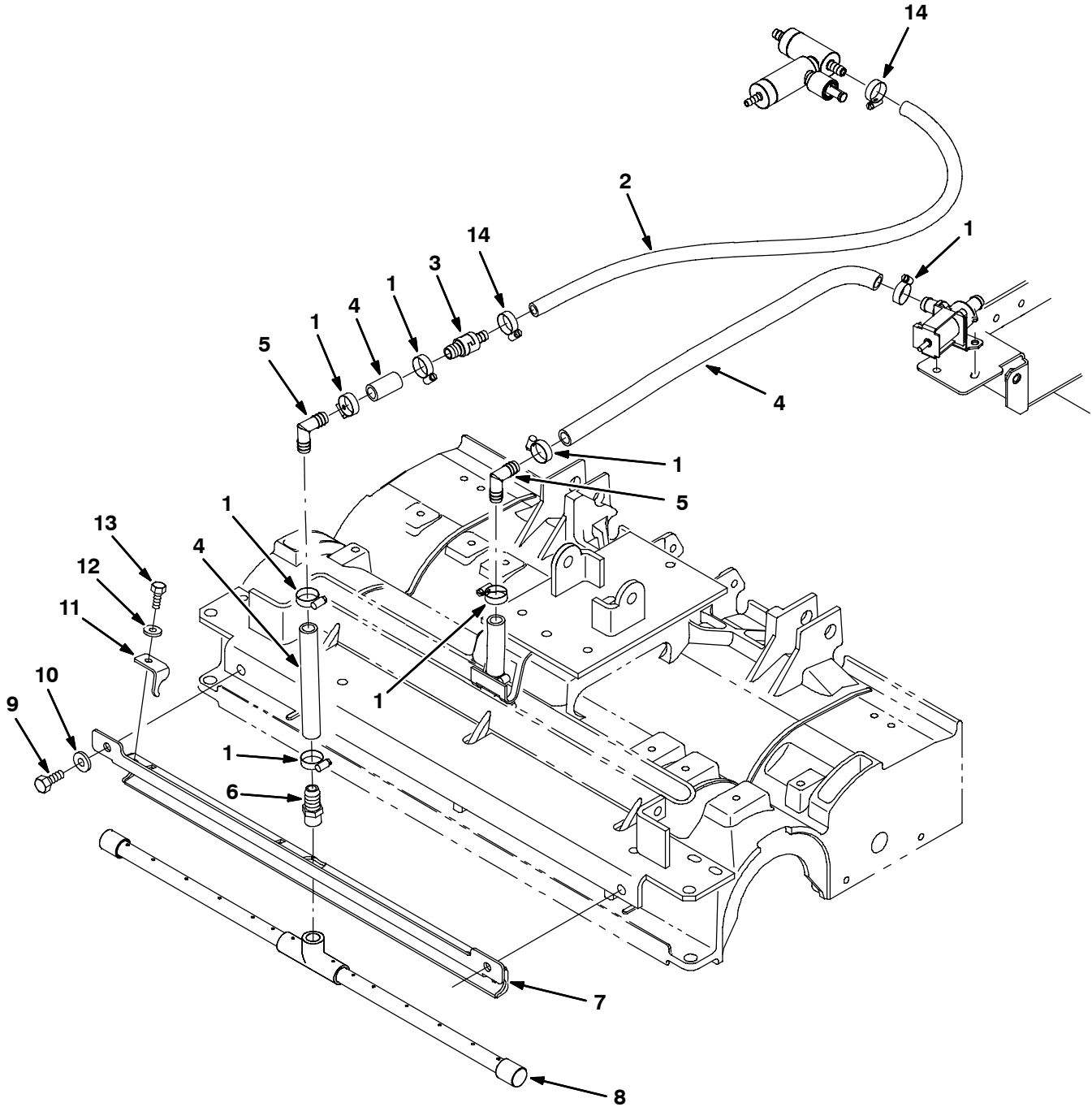
Fig. 8 - FaST Foam Filter Group, Disk Scrub Head (10179742-10404791)

Ref.	Tennant- Part No.	Description	Qty.
1	1010836	① Fitting, Brs, E90, Pm04/Bm08	1
2	1009603	① Valve, Water, Sol , 36vdc 02pf	1
3	06932	① Screw, Pan, M5 X 0.8 X 10, 4.8	2
4	19324	① Washer, Flat, #10 Sae	2
5	32980	① Washer, Lock, Int, #10	2
6	1010713	① Fitting, Plstc, E90, Bm08/Pm04	1
7	54333	① Clamp, Hose, Wormdrive, 0.31-0.88d	10
8	1011403	① Hose, Afmkt Pvc, Brd 0.50id X 1 Ft (376716)	0.250'
9	1010684	① Fitting, Plstc, Tee, Bm08/Bm04/Bm08	2
10	1010668	① Fitting, Plstc, Y, Bm08/Bm08/Bm08 Nyl	1
11	1005552	① Fitting, Plstc, E90, Bm08/Pm12, Nyl	1
12	1005086	① Tube, Pvc, Shc80, Clear, 4.0l	1
13	1002789	① Filter, Foam	3
14	79273-1	① Fitting, Plstc, Str, Bm08/Pm12	1
15	1011403	① Hose, Afmkt Pvc, Brd 0.50id X 1 Ft (376716)	0.500'
16	1011521	① Hose, Afmkt Pvc, Brd 0.50id X 2 Ft (376716)	1.420'
17	1015033	① Hose, Afmkt Pvc, Brd 0.62id X 1 Ft (C460117)	1.000'
18	1015033	① Hose, Afmkt Pvc, Brd 0.62id X 1 Ft (C460117)	0.250'

① Serial number (10179742-10404791)

# OPTIONS

Fig. 9 - FaST Group, Cylindrical Scrub Head, 700 mm (28 in) (10404792- )



**Fig. 9 - FaST Group, Cylindrical Scrub Head, 700 mm (28 in) (10404792- )**

<b>Ref.</b>	<b>Tennant- Part No.</b>	<b>Description</b>	<b>Qty.</b>
1	54333	☐ Clamp, Hose, Wormdrive, 0.31-0.88d	7
2	365113	☐ Hose, Pvc, Brd, 0.38id 0.60od 042.0l,Clr (376720)	1
3	1043317	☐ Valve, Check, 0015Psi Bm06/Bm08	1
4	382745	☐ Hose, Pvc, Brd, 0.50id 0.73od 060.0l,Clr (376716)	1
5	63987-1	☐ Fitting, Plstc, E90, Bm08/Bm08	2
6	64743	☐ Fitting, Plstc, Str, Bm08/Pm06	1
7	1014993	☐ Bracket Wldt, Bar, Spray, 700mm [7100]	1
8	1014791	☐ Tube Assy, Bar, Spray 700mm [7100]	1
9	12273	☐ Screw, Hex, M8 X 1.25 X 20, Ss, NI	2
10	01685	☐ Washer, Flat, 0.31 Ss	2
11	1014673	☐ Bracket, Bar, Spray	3
12	01684	☐ Washer, Flat, 0.25 Ss	3
13	11635	☐ Screw, Hex, M6 X 1.0 X 12, Ss, NI	3
14	43844	☐ Clamp, Hose, Wormdrive, 0.25-0.62d, .31w	2

☐ Serial number (10404792- )

# OPTIONS

Fig. 10 - FaST Foam Filter Group, Cylindrical Scrub Head, 700 mm (28 in) (10179742-10404791)

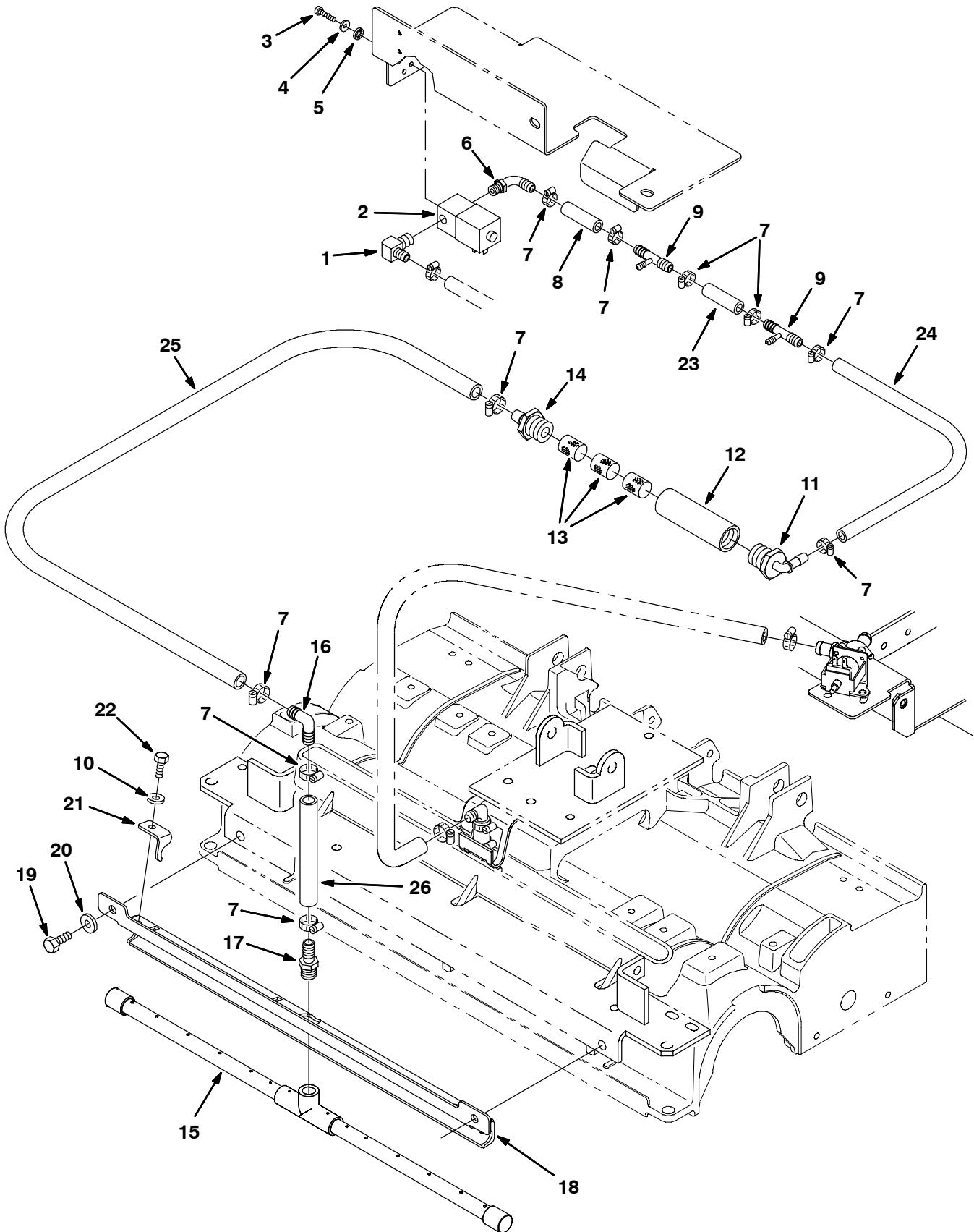
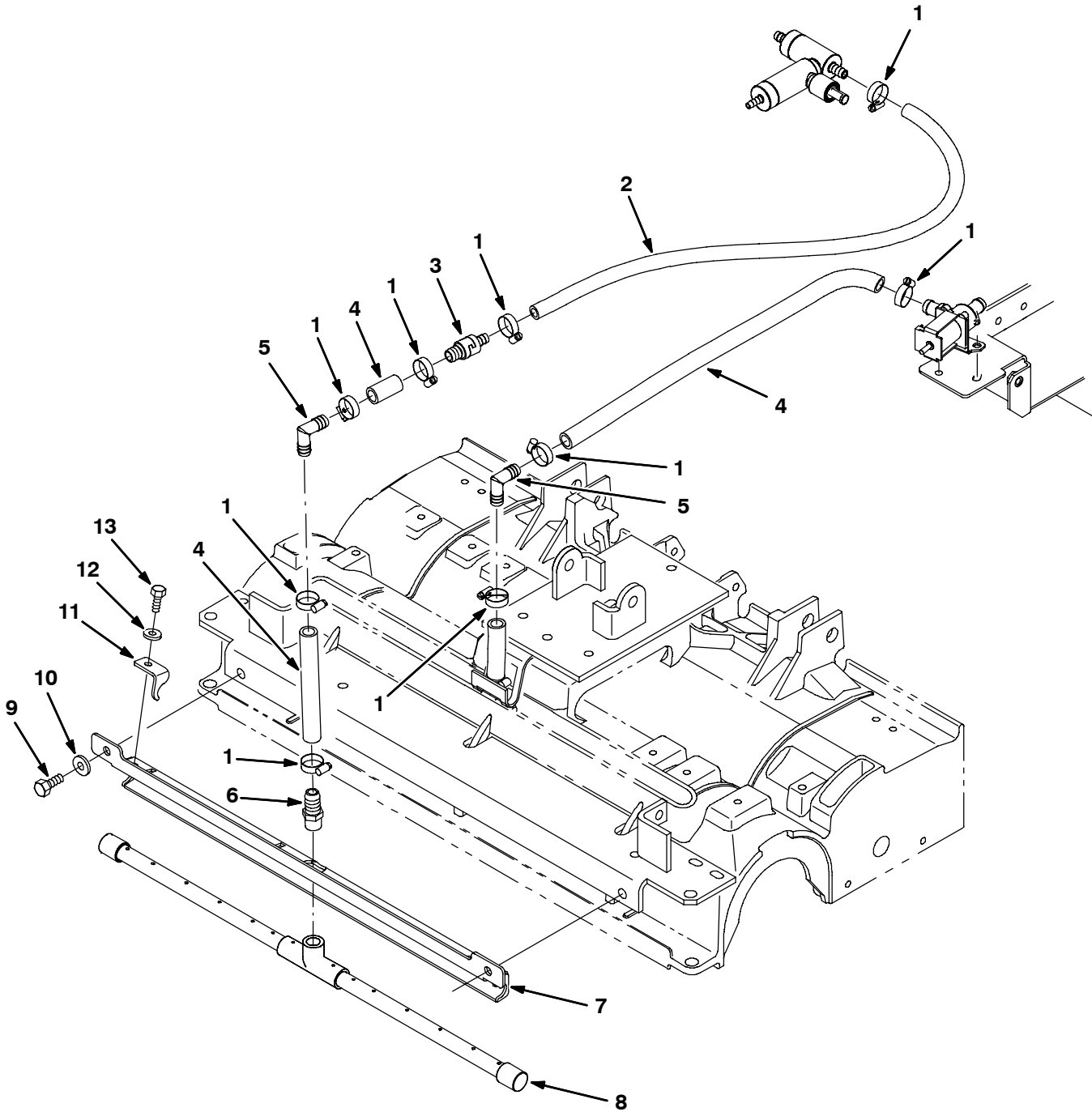


Fig. 10 - FaST Foam Filter Group, Cylindrical Scrub Head, 700 mm (28 in) (10179742-10404791)

Ref.	Tennant- Part No.	Description	Qty.
1	1010836	① Fitting, Brs, E90, Pm04/Bm08	1
2	1028579	① Valve, Water, Solenoid , 36vdc 02pf	1
3	06932	① Screw, Pan, M5 X 0.8 X 10, 4.8	2
4	19324	① Washer, Flat, #10 Sae	2
5	32980	① Washer, Lock, Int, #10	2
6	1010713	① Fitting, Plstc, E90, Bm08/Pm04	1
7	54333	① Clamp, Hose, Wormdrive, 0.31-0.88d	10
8	1011403	① Hose, Afmkt Pvc, Brd 0.50id X 1 Ft (376716)	0.250'
9	1010684	① Fitting, Plstc, Tee, Bm08/Bm04/Bm08	2
10	01684	① Washer, Flat, 0.25 Ss	3
11	1005552	① Fitting, Plstc, E90, Bm08/Pm12, Nyl	1
12	1005086	① Tube, Pvc, Shc80, Clear, 4.0l	1
13	1002789	① Filter, Foam	3
14	79273-1	① Fitting, Plstc, Str, Bm08/Pm12	1
15	1014791	① Tube Assy, Bar, Spray 700mm [7100]	1
16	63987-1	① Fitting, Plstc, E90, Bm08/Bm08	1
17	64743	① Fitting, Plstc, Str, Bm08/Pm06	1
18	1014993	① Bracket Wldt, Bar, Spray, 700mm [7100]	1
19	12273	① Screw, Hex, M8 X 1.25 X 20, Ss, NI	2
20	01685	① Washer, Flat, 0.31 Ss	2
21	1014673	① Bracket, Bar, Spray	3
22	11635	① Screw, Hex, M6 X 1.0 X 12, Ss, NI	3
23	1011403	① Hose, Afmkt Pvc, Brd 0.50id X 1 Ft (376716)	0.500'
24	1011521	① Hose, Afmkt Pvc, Brd 0.50id X 2 Ft (376716)	1.420'
25	1011521	① Hose, Afmkt Pvc, Brd 0.50id X 2 Ft (376716)	1.080'
26	1011403	① Hose, Afmkt Pvc, Brd 0.50id X 1 Ft (376716)	0.460'

① Serial number (10179742-10404791)

Fig. 11 - FaST Group, Cylindrical Scrub Head, 800 mm (32 in) (10404792- )



**Fig. 11 - FaST Group, Cylindrical Scrub Head, 800 mm (32 in) (10404792- )**

<b>Ref.</b>	<b>Tenant- Part No.</b>	<b>Description</b>	<b>Qty.</b>
1	54333	☐ Clamp, Hose, Wormdrive, 0.31-0.88d	9
2	365113	☐ Hose, Pvc, Brd, 0.38id 0.60od 042.0l,Clr (376720)	1
3	1043317	☐ Valve, Check, 0015Psi Bm06/Bm08	1
4	382745	☐ Hose, Pvc, Brd, 0.50id 0.73od 060.0l,Clr (376716)	1
5	63987-1	☐ Fitting, Plstc, E90, Bm08/Bm08	2
6	64743	☐ Fitting, Plstc, Str, Bm08/Pm06	1
7	1014957	☐ Bracket Wldt, Bar, Spray, 800mm [7100]	1
8	1013079	☐ Tube Assy, Spray, Cyl, 0800mm [7100]	1
9	12273	☐ Screw, Hex, M8 X 1.25 X 20, Ss, NI	2
10	01685	☐ Washer, Flat, 0.31 Ss	2
11	1014673	☐ Bracket, Bar, Spray	3
12	01684	☐ Washer, Flat, 0.25 Ss	3
13	11635	☐ Screw, Hex, M6 X 1.0 X 12, Ss, NI	3

☐ Serial number (10404792- )

# OPTIONS

Fig. 12 - FaST Foam Filter Group, Cylindrical Scrub Head, 800 mm (32 in) (10179742-10404791)

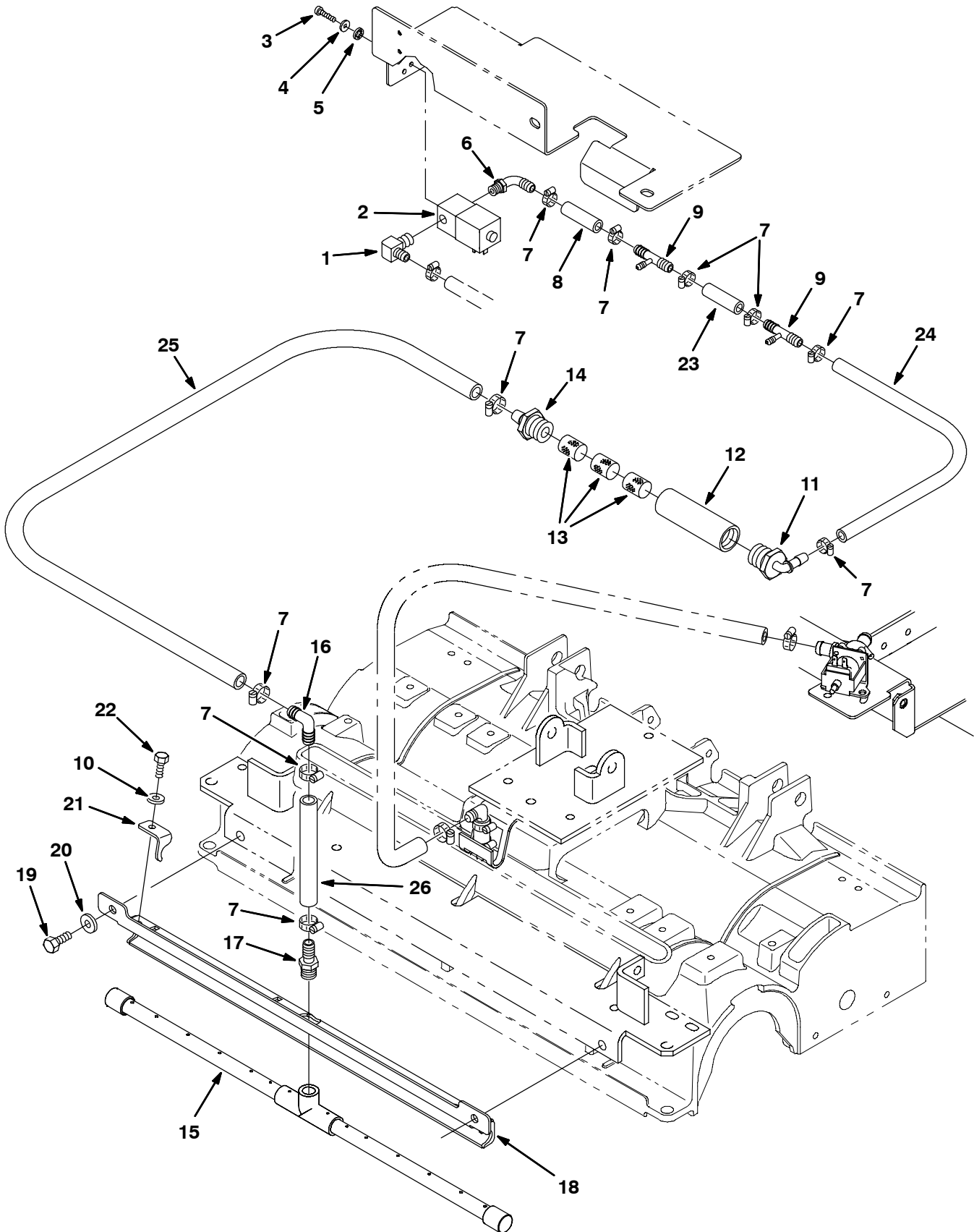


Fig. 12 - FaST Foam Filter Group, Cylindrical Scrub Head, 800 mm (32 in) (10179742-10404791)

Ref.	Tennant- Part No.	Description	Qty.
1	1010836	① Fitting, Brs, E90, Pm04/Bm08	1
2	1009603	① Valve, Water, Sol , 36vdc 02pf	1
3	06932	① Screw, Pan, M5 X 0.8 X 10, 4.8	2
4	19324	① Washer, Flat, #10 Sae	2
5	32980	① Washer, Lock, Int, #10	2
6	1010713	① Fitting, Plstc, E90, Bm08/Pm04	1
7	54333	① Clamp, Hose, Wormdrive, 0.31-0.88d	10
8	1011403	① Hose, Afmkt Pvc, Brd 0.50id X 1 Ft (376716)	0.250'
9	1010684	① Fitting, Plstc, Tee, Bm08/Bm04/Bm08	2
10	01684	① Washer, Flat, 0.25 Ss	3
11	1005552	① Fitting, Plstc, E90, Bm08/Pm12, Nyl	1
12	1005086	① Tube, Pvc, Shc80, Clear, 4.0l	1
13	1002789	① Filter, Foam	3
14	79273-1	① Fitting, Plstc, Str, Bm08/Pm12	1
15	1013079	① Tube Assy, Spray, Cyl 800mm [7100]	1
16	63987-1	① Fitting, Plstc, E90, Bm08/Bm08	1
17	64743	① Fitting, Plstc, Str, Bm08/Pm06	1
18	1014957	① Bracket Wldt, Bar, Spray, 800mm [7100]	1
19	12273	① Screw, Hex, M8 X 1.25 X 20, Ss, NI	2
20	01685	① Washer, Flat, 0.31 Ss	2
21	1014673	① Bracket, Bar, Spray	3
22	11635	① Screw, Hex, M6 X 1.0 X 12, Ss, NI	3
23	1011403	① Hose, Afmkt Pvc, Brd 0.50id X 1 Ft (376716)	0.500'
24	1011521	① Hose, Afmkt Pvc, Brd 0.50id X 2 Ft (376716)	1.420'
25	1011521	① Hose, Afmkt Pvc, Brd 0.50id X 2 Ft (376716)	1.080'
26	1011403	① Hose, Afmkt Pvc, Brd 0.50id X 1 Ft (376716)	0.460'

① Serial number (10179742-10404791)

Fig. 13 - FaST Instrument Panel Group

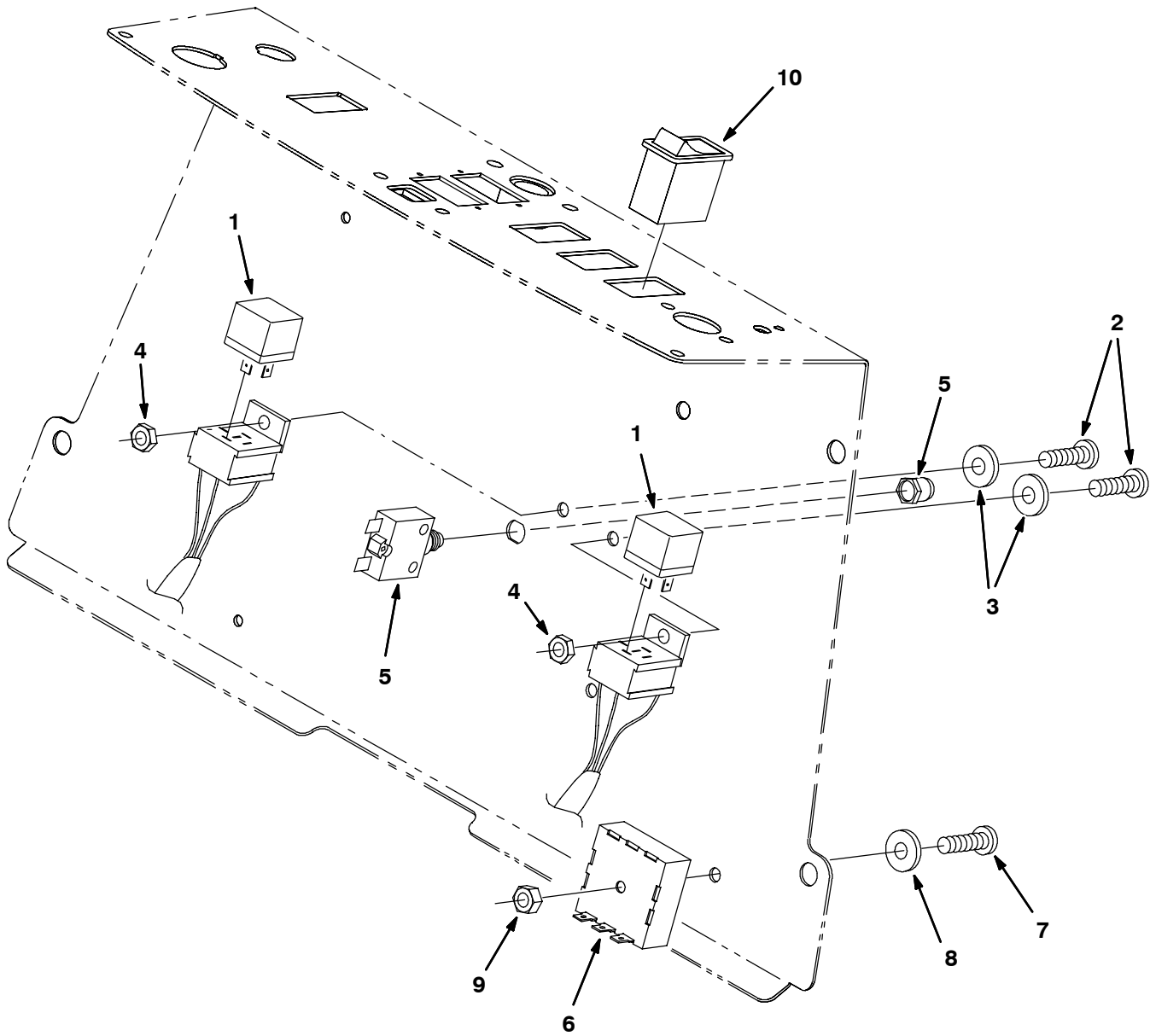


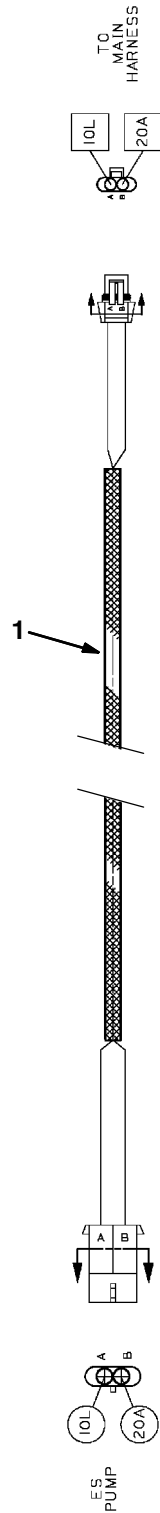
Fig. 13 - FaST Instrument Panel Group

Ref.	Tenant-Part No.		Description	Qty.
1	398526	①	Relay, 36vdc, 05a, Spdt N/O [Greenwich]	1
2	06932	①	Screw, Pan, M5 X 0.8 X 10, 4.8	2
3	19066	①	Washer, Flt, #10	2
4	06549	①	Nut, Hex, Lock, M 5 X 0.8, NI	2
5	383721	②	Circuitbreaker, 10.0a	1
6	1028487	①	Timer, 19-41vdc, 7a [.35s On/1.38s Off]	1
7	33944	①	Screw, Pan, M6 X 1.0 X 35, 4.8	1
8	32490	①	Washer, Flat, 0.25 Std	1
9	08708	①	Nut, Hex, Lock, M 6 X 1.0, NI	1
10	397889	②	Switch, Rocker, 36vdc 05a Dpst On/N/On	1

① Serial number (10179742-10404791)

② Serial number (10179742- )

**Fig. 14 - FaST Wire Harness Group (10404792- )**



Ref.	Tennant-Part No.	Description	Qty.
1	385623	② Harness Jumper, Pump	1

② Serial number (10404792- )

Fig. 15 - FaST Wire Harness Group (10179742-10404791)

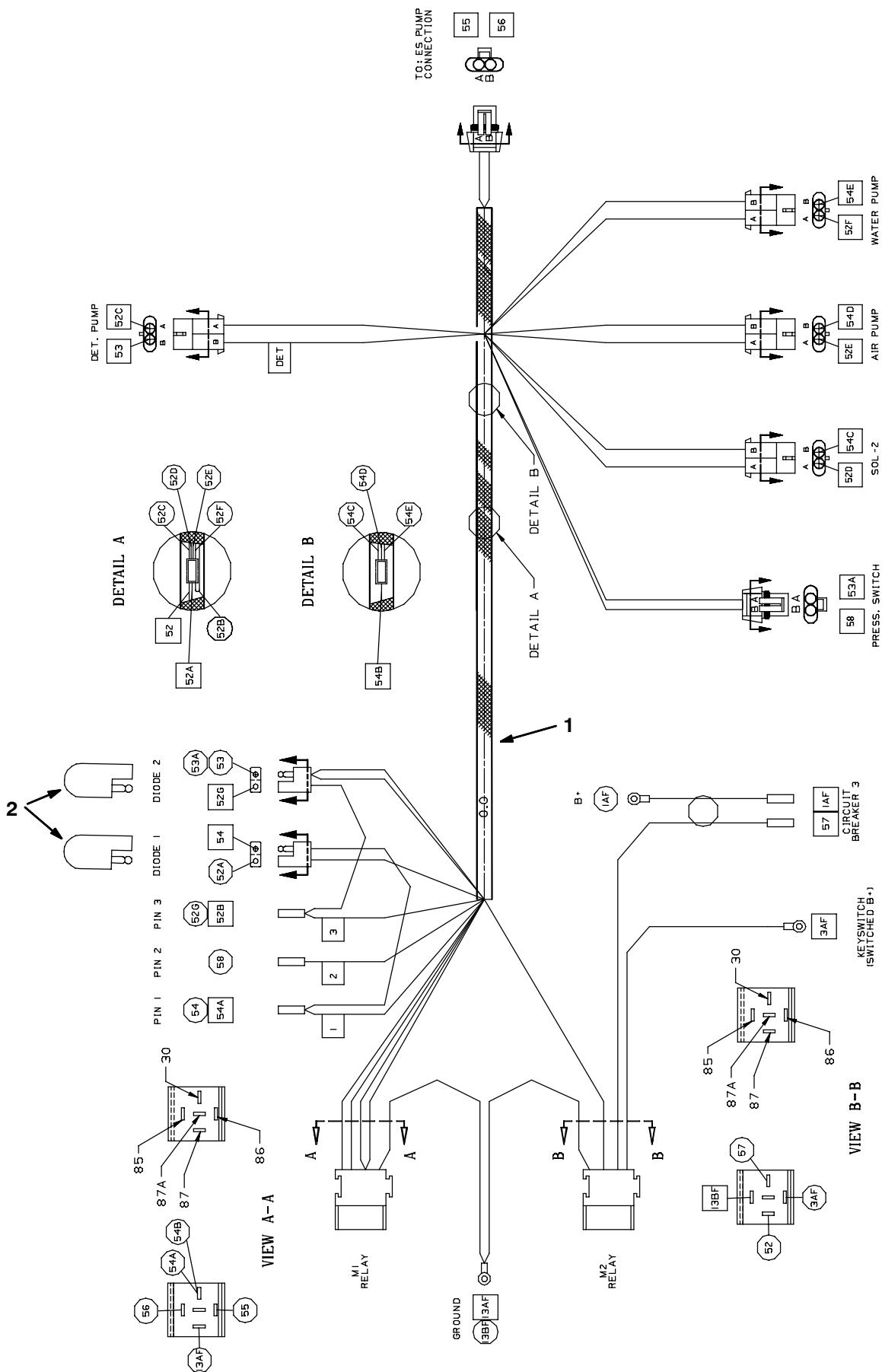
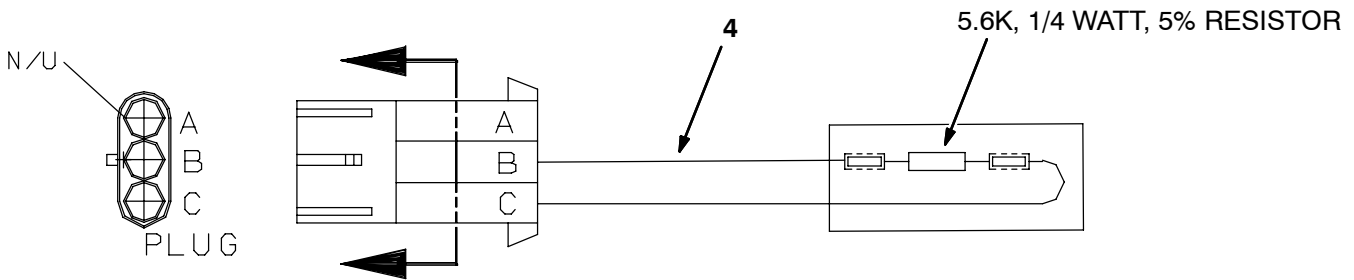
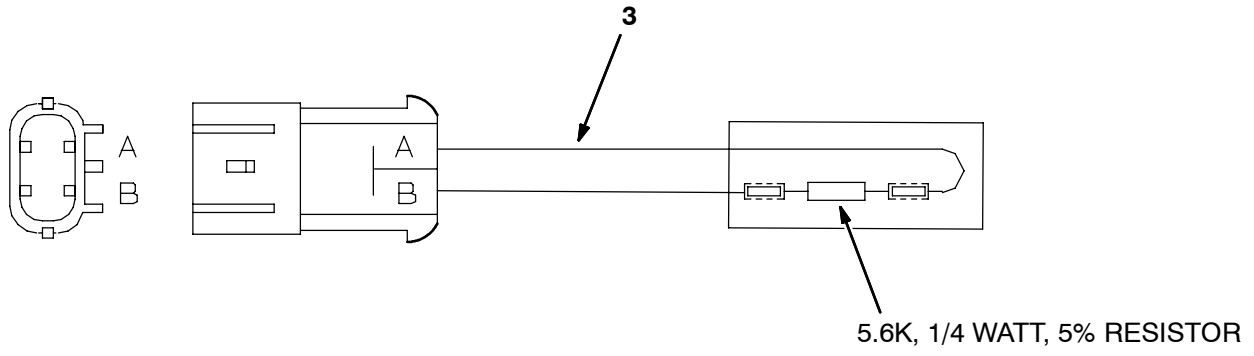


Fig. 15 - FaST Wire Harness Group (10179742-10404791)



354245, 354247

Fig. 15 - FaST Wire Harness Group

Ref.	Tenant-Part No.	Description	Qty.
1	391911	① Harness [Ez Rider Hp Fast]	1
2	222290	① Diode, Ele, Plug	2
3	1043397	③ Harness Wire, Fast [7080/Ezrhp, Mp280]	1
4	391899	② Harness [Fast Ezriderhp]	1

① Serial number (10179742-10404791)

② Serial number (10179742-10353605)

③ Serial number (10353606-10404791)

Fig. 16 - FaST Electrical Schematic (10179742-10404791)

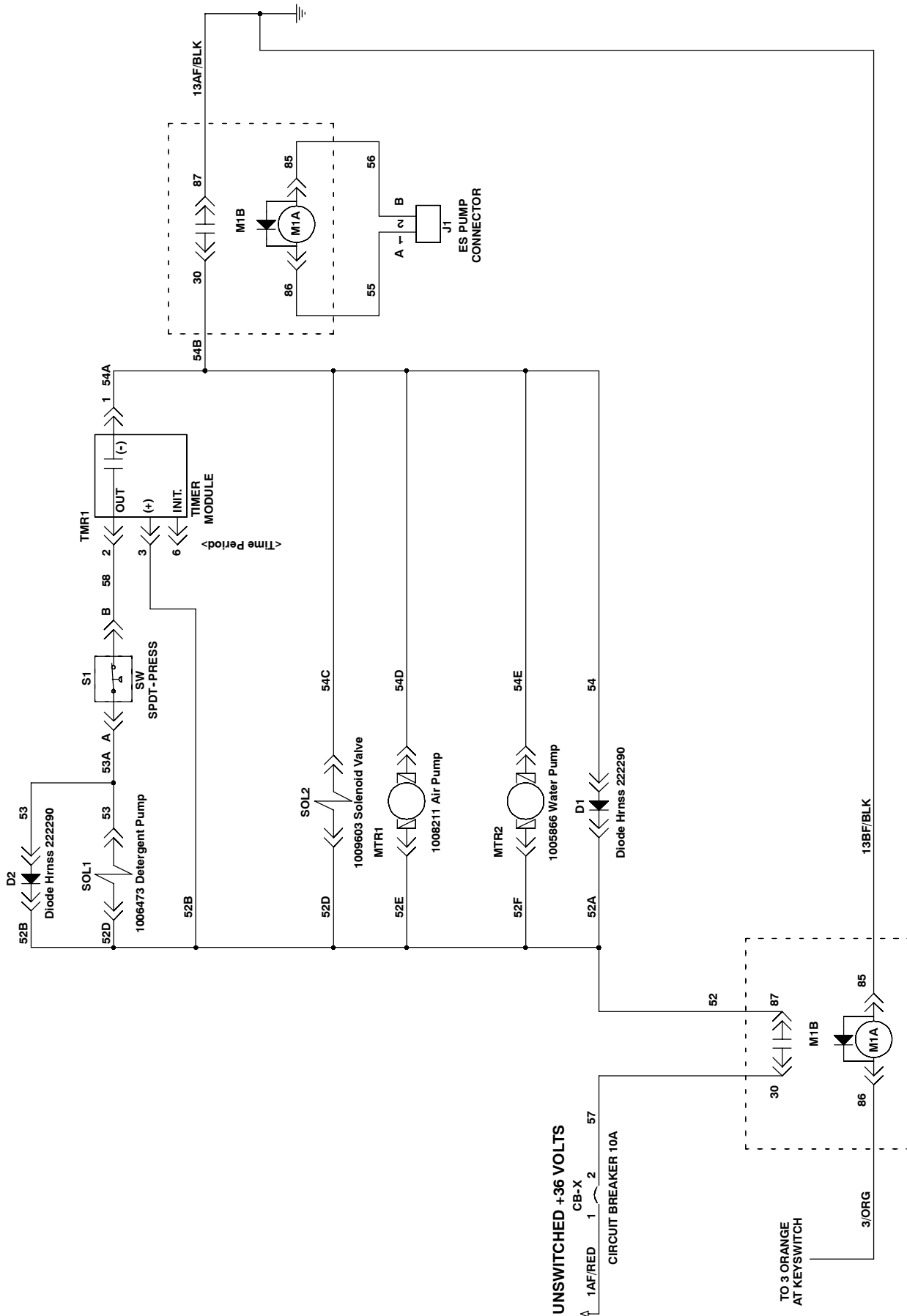
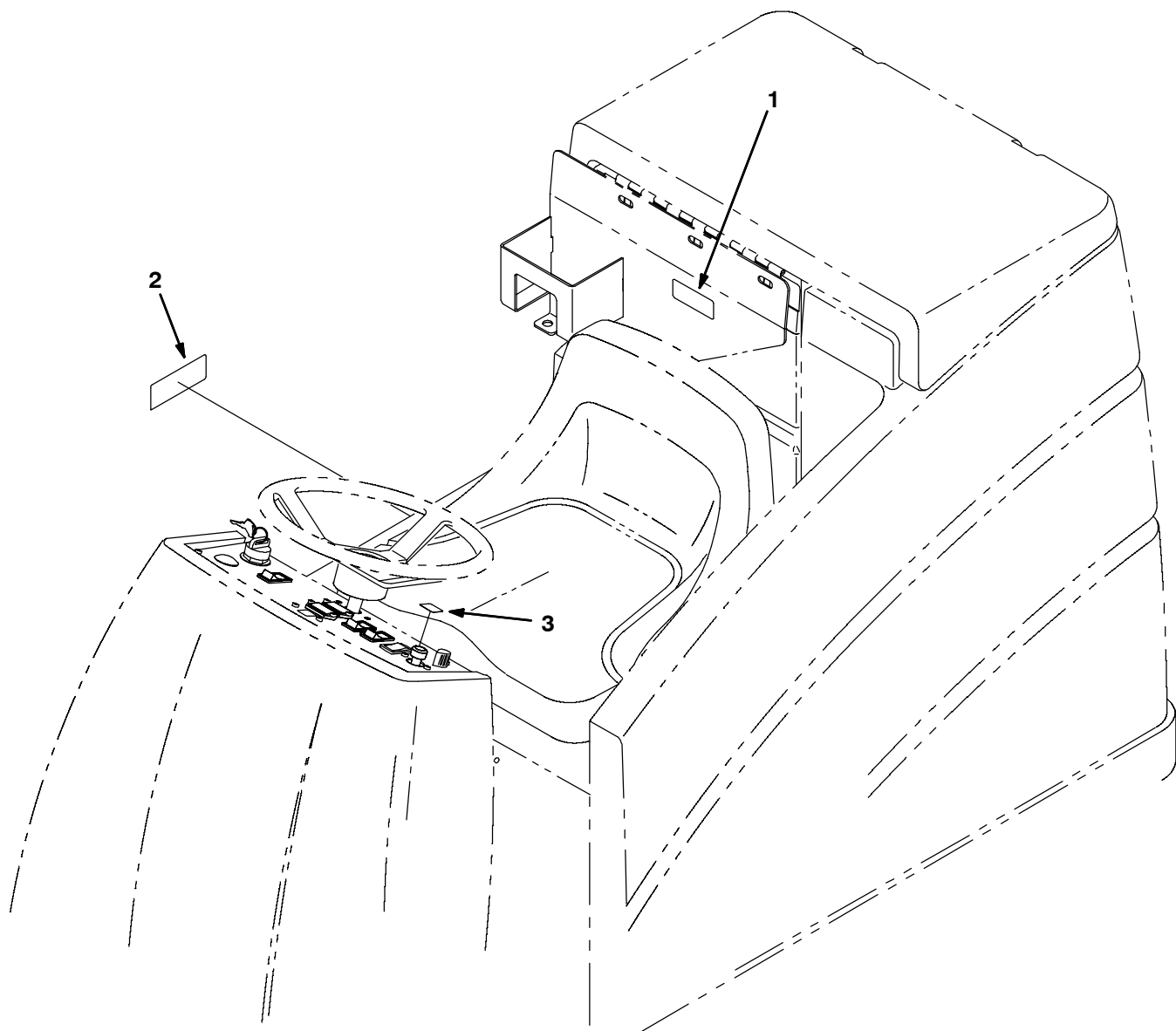


Fig. 17 - FaST Label Group



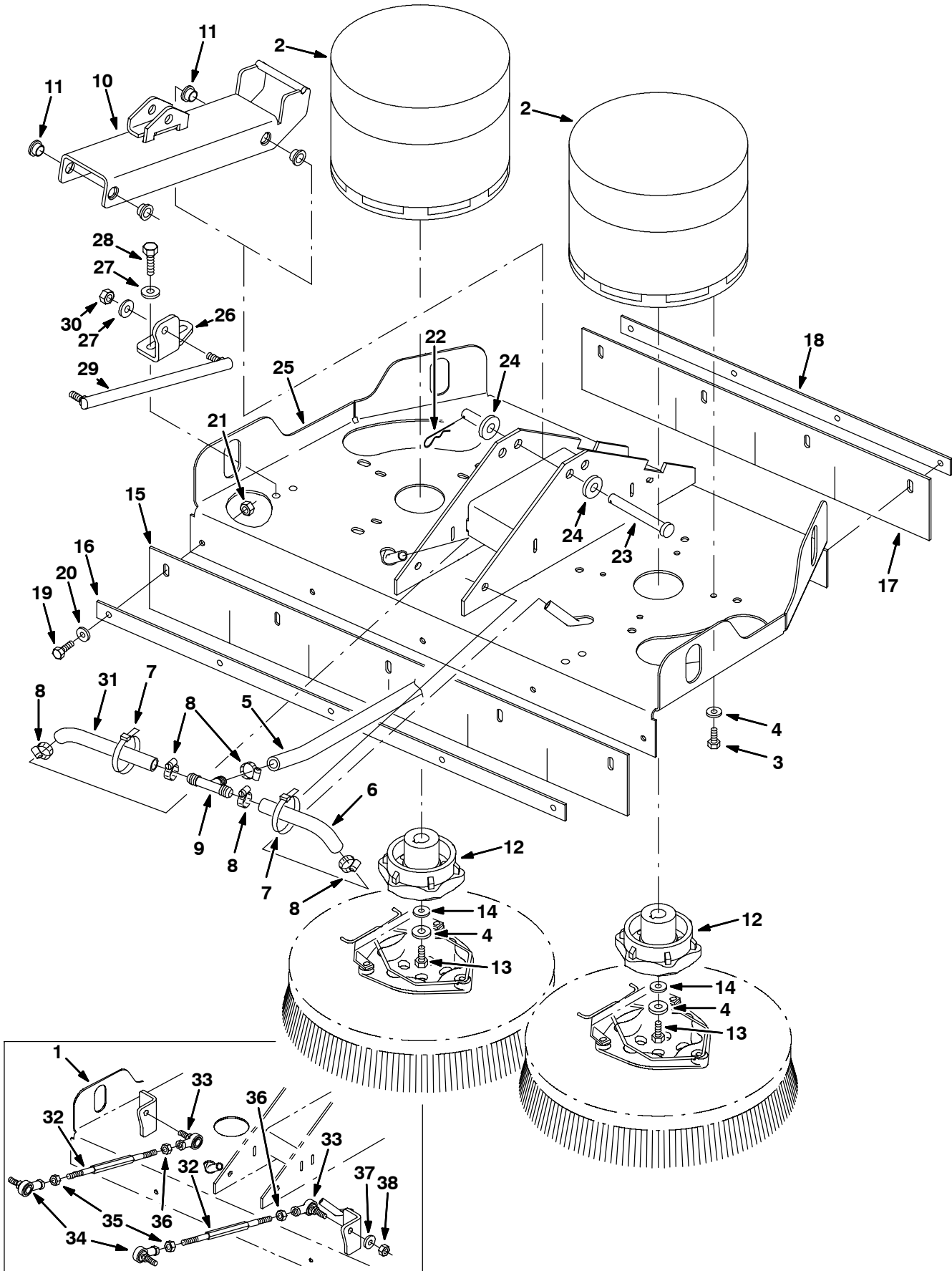
354185

Ref.	Tennant- Part No.	Description	Qty.
1	391451	Label, Attention Fast Users	1
2	1005416	Label, Fast	1
3	1014140	Label, Model, [Ezrider Hp Fast]	1

1 Serial number (10179742- )

# OPTIONS

Fig. 18 - Heavy Duty Disk Scrub Head Drive Motor Group, 700 mm (28 in)  
(0000000-10214060)



**Fig. 18 - Heavy Duty Disk Scrub Head Drive Motor Group, 700 mm (28 in)  
(00000000-10214060)**

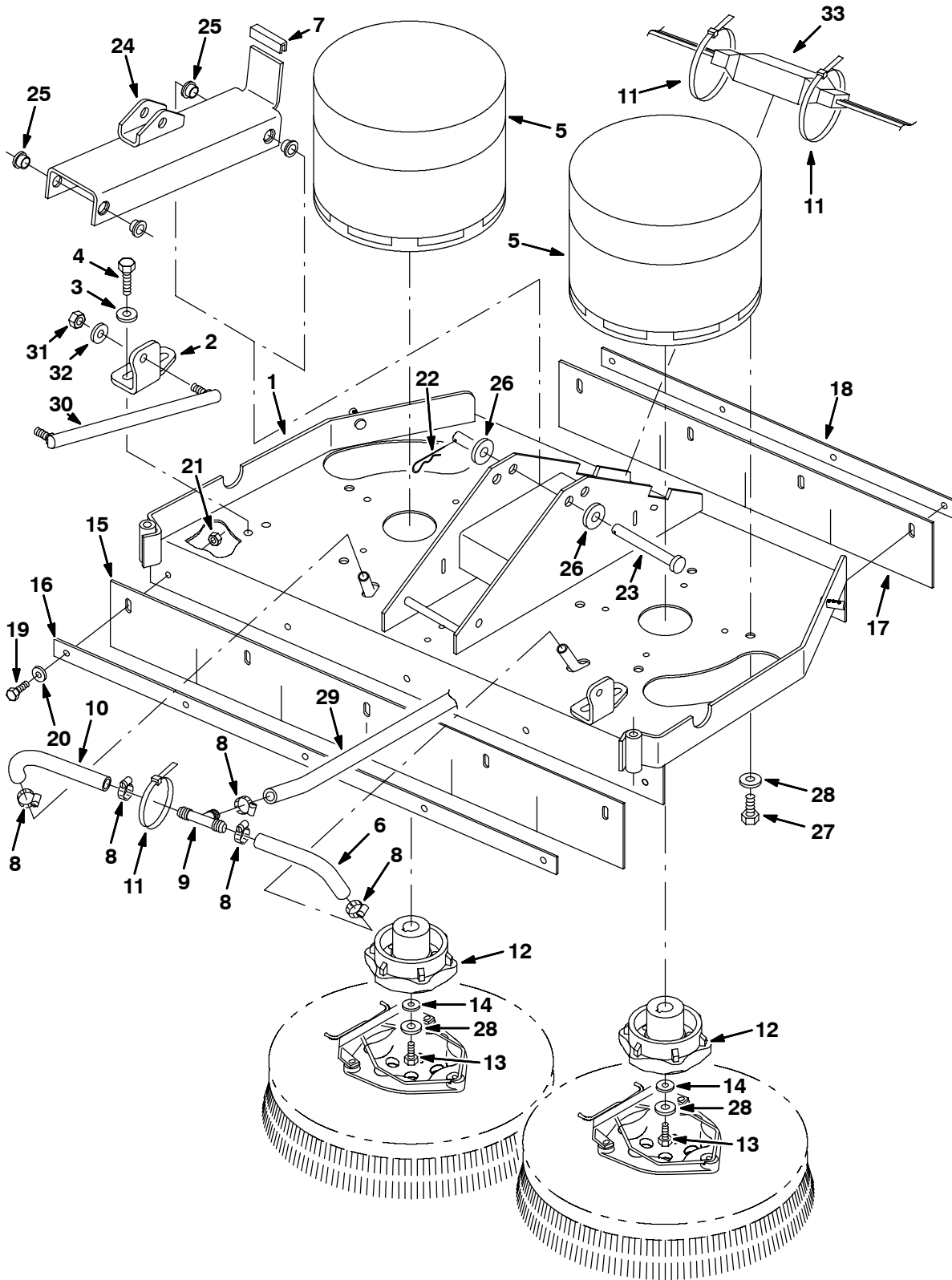
NOTE: Disk Scrub Head Kit, Tennant Part Number 392975, includes Fig. 18, and Fig. 20.

Ref.	Tennant- Part No.	Description	Qty.
1	393164	① Kit, Ci, Scrubhead, 700mm	1
2	223358	Motor, Ele, 36vdc, 0.80hp, 0320rpm (See Breakdowns)	2
3	02994	Screw, Hex, .38-16 X 0.75, Ss	8
4	01686	Washer, Flat, 0.44b 1.00 .08, Ss	10
5	390933	Hose, Pvc, Brd, 0.50id (376716)	25.00'
6	1011403	Hose, Afmkt Pvc, Brd 0.50id X 1 Ft (376716)	0.550'
7	44961	Tie, Cable, Nyl, 14.5L .30W 4.0 Max D	2
8	54333	Clamp, Hose, Wormdrive, 0.31-0.88d	5
9	63245-1	Fitting, Plstc, Tee, Bm08/Bm08/Bm08	1
10	392904	Channel Wldt, Tool, Lift, Disk [Ezrider]	1
11	15648	Bushing, Flng, 0.50b 0.59d 0.38l	4
12	377374	Hub, Drive, Brush, Disk, 0.75B 6T	2
13	02991	Screw, Hex, .31-18 X 0.75, Ss	2
14	41186	Washer, Belleville, .31	2
15	390633	Skirt, Front, Scb, Disk, 28 Inch	1
16	390635	Strip, Retainer, Skirt, Front, 28 Inch	1
17	390634	Skirt, Rear, Scb, Disk, 28 Inch	1
18	390636	Strip, Retainer, Skirt, Rear, 28 Inch	1
19	08716	Screw, Hex, M06 X 1.0 X 20, Ss	9
20	01684	Washer, Flat, .25 Ss	9
21	08712	Nut, Hex, Lock, M06 X 1.0, NI, Ss	9
22	44906	Pin, Hair Cotter, 0.69 D .092 Wir	1
23	222196	Pin, Clevis, 0.50 D X 4.00l	1
24	32486	Washer, Flt, .50 Sae	2
25	9003807	② Head Kit, Ci, 700mm	1
26	1006123	② Bracket, Link, Head, Disk	2
27	01686	② Washer, Flat, 0.44b 1.00 .08, Ss	6
28	10959	② Screw, Hex, M10 X 1.5 X 20, SS, NL	4
29	392882	② Link, Balljoint, M10 X 1.5, 11.0L	2
30	08714	② Nut, Hex, Lock, M10 X 1.5, NL, SS	2
31	1011403	Hose, Afmkt Pvc, Brd 0.50id X 1 Ft (376716)	0.550'
32	390666	① Rod, Thrd, 2 End, .38-24 09.0l Lh/Rh	2
33	86780	① Rod-End, .38-24lh Fem 0.38-24stud	2
34	86781	① Rod-End, .38-24rh Fem 0.38-24stud	2
35	01686	① Washer, Flat, 0.44b 1.00 .08, Ss	4
36	20171	① Nut, Hex, Jam, .38-24	2
37	82889	① Nut, Hex, Jam, .38-24, Lh	2
38	50269	① Nut, Hex, Lock, .38-24, NI, Ss	4

① Serial number (00000000-10188432)

② Serial number (10188433-10214060)

**Fig. 19 - Heavy Duty Disk Scrub Head Drive Motor Group, 700 mm (28 in)  
(10214061- )**

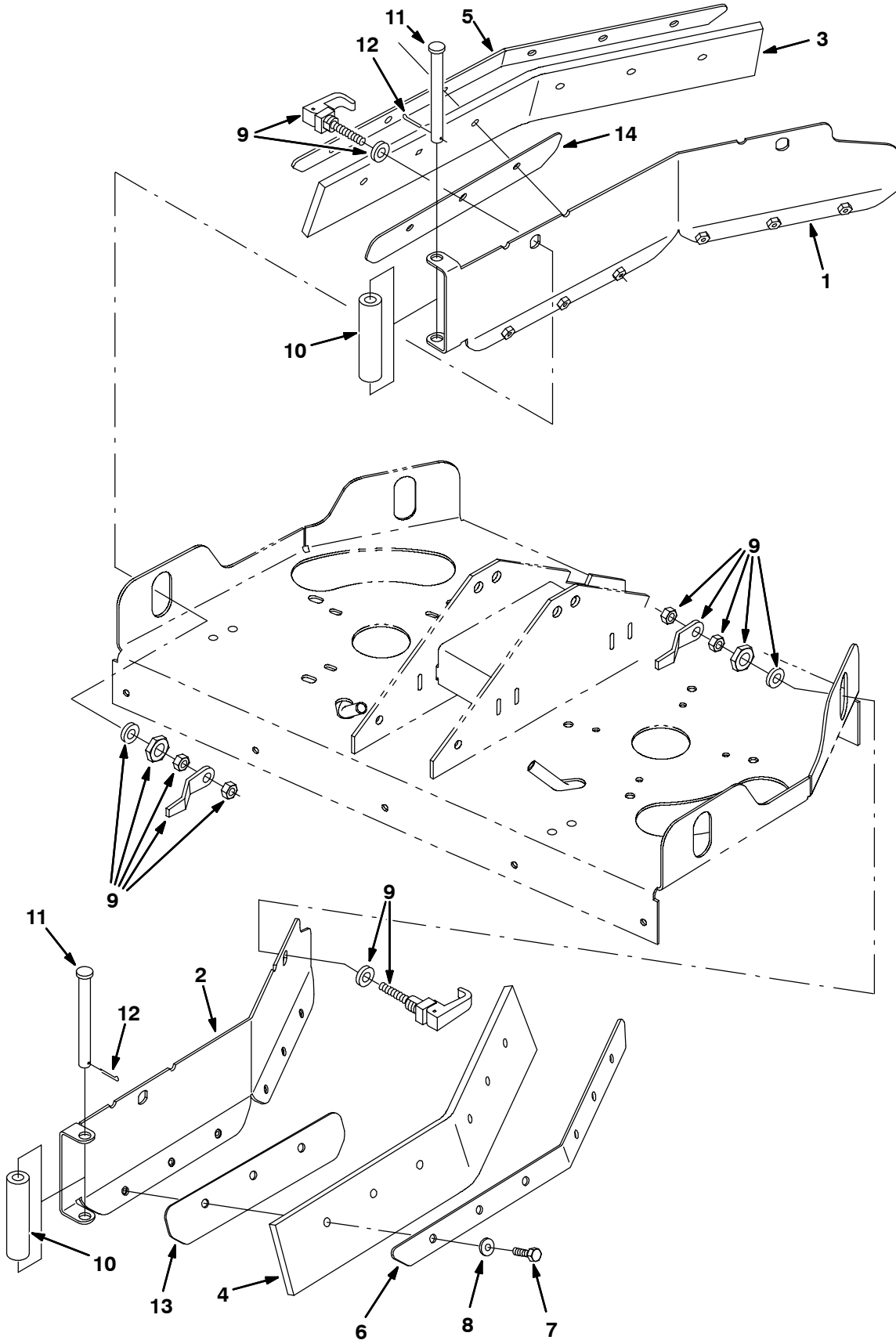


**Fig. 19 - Heavy Duty Disk Scrub Head Drive Motor Group, 700 mm (28 in)  
(10214061- )**

*NOTE: Disk Scrub Head Kit, Tennant Part Number 391031, includes Fig. 19, and Fig. 21.*

<b>Ref.</b>	<b>Tennant- Part No.</b>	<b>Description</b>	<b>Qty.</b>
1	1040861	Head Kit, Ci, 28 Inch [7100]	1
2	1006123	Bracket, Link, Head, Disk	2
3	01686	Washer, Flat, 0.44b 1.00 .08, Ss	4
4	10959	Screw, Hex, M10 X 1.5 X 20, SS, NL	4
5	223358	Motor, Ele, 36vdc, 0.80hp, 0320rpm (See Breakdowns)	2
6	1011403	Hose, Afmkt Pvc, Brd 0.50id X 1 Ft (376716)	0.550'
7	223645	Molding, Trim, Rbr, .13 03.0	1
8	54333	Clamp, Hose, Wormdrive, 0.31-0.88d	5
9	63245-1	Fitting, Plstc, Tee, Bm08/Bm08/Bm08	1
10	1011403	Hose, Afmkt Pvc, Brd 0.50id X 1 Ft (376716)	0.550'
11	44961	Tie, Cable, Nyl, 14.5l .30w 4.0 Max D	3
12	377364	Hub, Drive, Brush, Disk, 0.75b 6t	2
13	02991	Screw, Hex, .31-18 X 0.75, Ss	2
14	41186	Washer, Belleville, .31	2
15	390633	Skirt, Front, Scb, Disk, 28 Inch	1
16	390635	Strip, Retainer, Skirt, Front, 28 Inch	1
17	390634	Skirt, Rear, Scb, Disk, 28 Inch	1
18	390636	Strip, Retainer, Skirt, Rear, 28 Inch	1
19	08716	Screw, Hex, M06 X 1.0 X 20, Ss	9
20	01684	Washer, Flt, .25 Ss	9
21	08712	Nut, Hex, Lock, M06 X 1.0, NI, Ss	9
22	02942	Pin, Hair Cotter, 0.62 D .120 Wir	1
23	222196	Pin, Clevis, 0.50 D X 4.00l	1
24	390741	Channel Wldt, Lift Tool	1
25	15648	Bushing, Flng, 0.50b 0.59d 0.38l	4
26	32486	Washer, Flt, .50 Sae	2
27	02994	Screw, Hex, .38-16 X 0.75, Ss	8
28	01686	Washer, Flat, 0.44b 1.00 .08, Ss	10
29	390933	Hose, Pvc, Brd, 0.50id (376716)	25.00'
30	392882	Link, Balljoint, M10 X 1.5, 11.0L	2
31	08714	Nut, Hex, Lock, M10 X 1.5, NL, SS	2
32	01686	Washer, Flat, 0.44b 1.00 .08, Ss	2
33	222836	Shunt	1

Fig. 20 - Heavy Duty Disk Scrub Head Squeegee Group, 700 mm (28 in)  
(0000000-10214060)

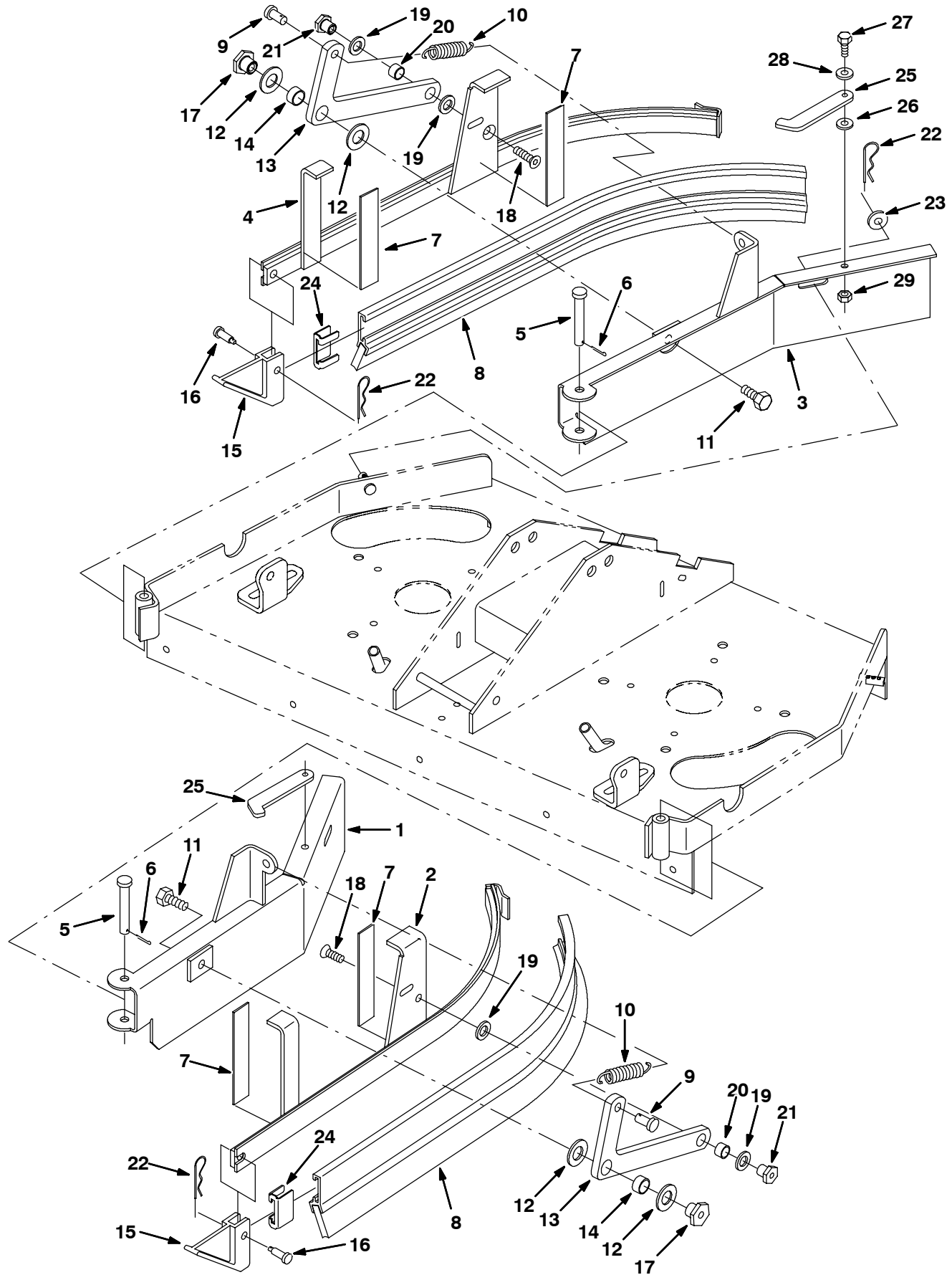


**Fig. 20 - Heavy Duty Disk Scrub Head Squeegee Group, 700 mm (28 in)  
(00000000-10214060)**

*NOTE: Disk Scrub Head Kit, Tennant Part Number 392975, includes Fig. 18, and Fig. 20.*

<b>Ref.</b>	<b>Tennant- Part No.</b>	<b>Description</b>	<b>Qty.</b>
1	1001268	Angle, Rh	1
2	392841	Angle, Lh	1
3	1001290	Blade, Sqge, Rh	1
4	392842	Blade, Sqge, Lh	1
5	392823	Retainer, Rh	1
6	392840	Retainer, Lh	1
7	09007	Screw, Hex, M06 X 1.0 X 25, Ss	12
8	01684	Washer, Flat, .25 Ss	12
9	65695	Latch	4
10	222055	Roller, Linkage, Head	2
11	222197	Pin, Clevis, 0.50 D X 4.75l	2
12	08175	Pin, Cotter, .125 X 1.25	2
13	1008969	Plate, Backup, Sqge, Lh	1
14	1008981	Plate, Backup, Sqge, Rh	1

**Fig. 21 - Heavy Duty Disk Scrub Head Squeegee Group, 700 mm (28 in)**  
**(10214061- )**

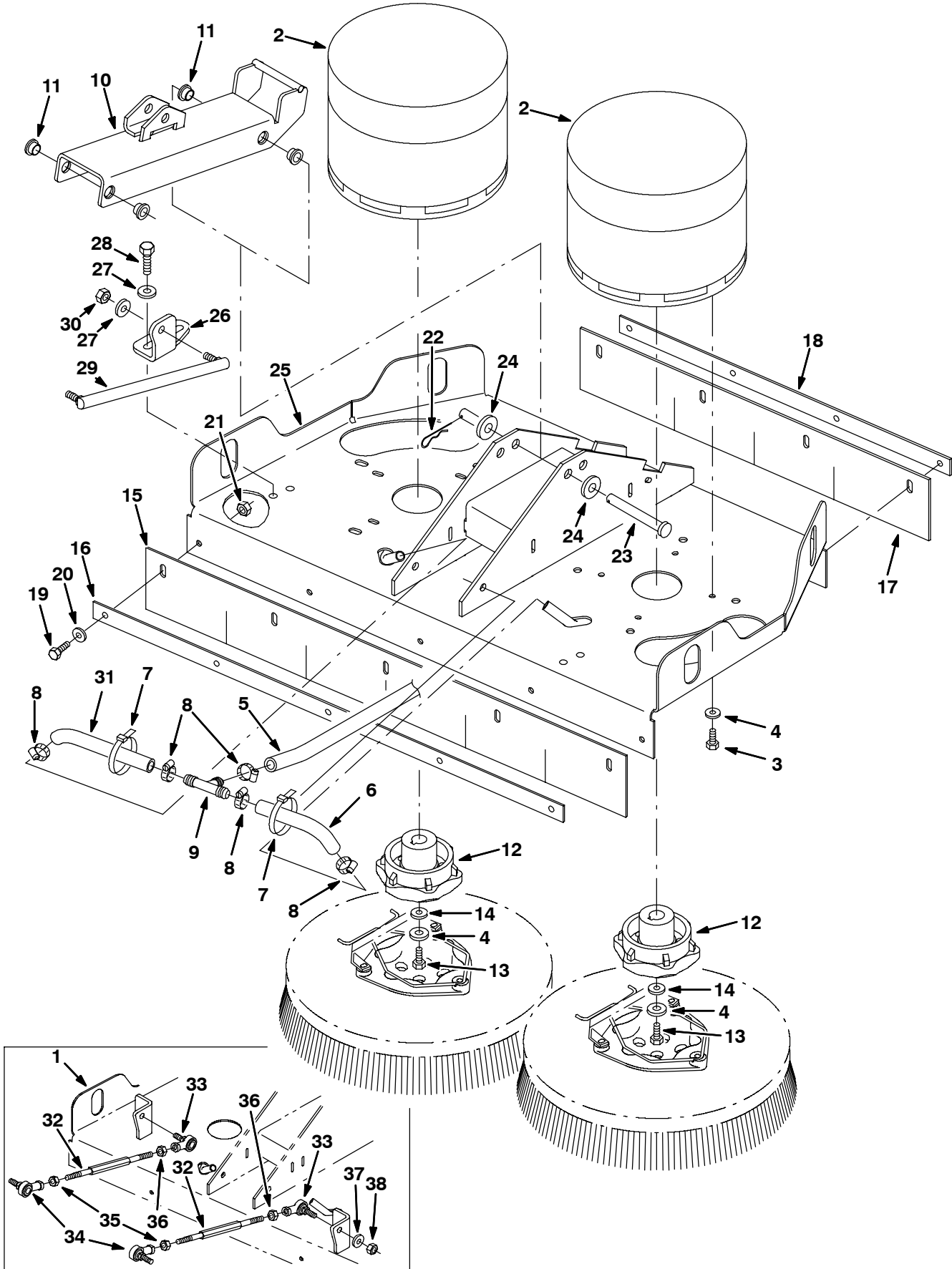


**Fig. 21 - Heavy Duty Disk Scrub Head Squeegee Group, 700 mm (28 in)  
(10214061- )**

*NOTE: Disk Scrub Head Kit, Tennant Part Number 391031, includes Fig. 19, and Fig. 21.*

<b>Ref.</b>	<b>Tennant- Part No.</b>	<b>Description</b>	<b>Qty.</b>
1	390702	Door Wldt, Mtg, Lh, 28 Inch Disk	1
2	390707	Bladeholder Wldt, Sqge, Disk, Lh	1
3	390710	Door Wldt, Mtg, Rh, 28 Inch Disk	1
4	390720	Bladeholder Wldt, Sqge, Disk, Rh	1
5	391179	Pin, Clevis, 0.37 D X 2.62l	2
6	08182	Pin, Cotter, .125 X 1.00	2
7	390988	Tape, [Protective], .0080th, 1.0w, 5.0l	4
8	86859	Squeegee Assy, Side [Linatex]	2
9	39019	Pin, Clevis, 0.37 D X 0.75l	2
10	15047	Spring, Extn, 0.62od X 0.08wir, 3.0l	2
11	09291	Screw, Hex, M10 X 1.5 X 20, Ss	2
12	64425	Washer, Thrust, 0.61b 1.25d .06, Fgl	4
13	25709	Bellcrank, Lift, Sqge	2
14	71607	Bushing, Sleeve, 0.63b 0.72d 0.38l	2
15	86865	Guide, Side Sqge	2
16	69582	Pin, Clevis, 0.31 D X 1.00l	2
17	391345	Nut, T, M 10 X1.5 0.623od .516lg	2
18	79246	Screw, Flat, M08-1.25x 20, Ss	2
19	86860	Bearing, Thrust	4
20	64173	Bushing, Sleeve, 0.50b 0.59d 0.38l, Stl	2
21	391346	Nut, T, M8x1.25 X0.498od, 0.516lg	2
22	44906	Pin, Hair Cotter, 0.69 D .092 Wir	4
23	01686	Washer, Flat, 0.44b 1.00 .08, Ss	2
24	86759	Retainer, Sqge	2
25	390997	Lever, Lock, Side Sqge	2
26	16236	Washer, Flat, 0.26b 0.72d .06, Nyl	2
27	08716	Screw, Hex, M06 X 1.0 X 20, Ss	2
28	01684	Washer, Flat, .25 Ss	2
29	08712	Nut, Hex, Lock, M06 X 1.0, NI, Ss	2

**Fig. 22 - Disk Scrub Head Drive Motor Group, 800 mm (32 in)  
(0000000-10214060)**



**Fig. 22 - Disk Scrub Head Drive Motor Group, 800 mm (32 in)  
(00000000-10214060)**

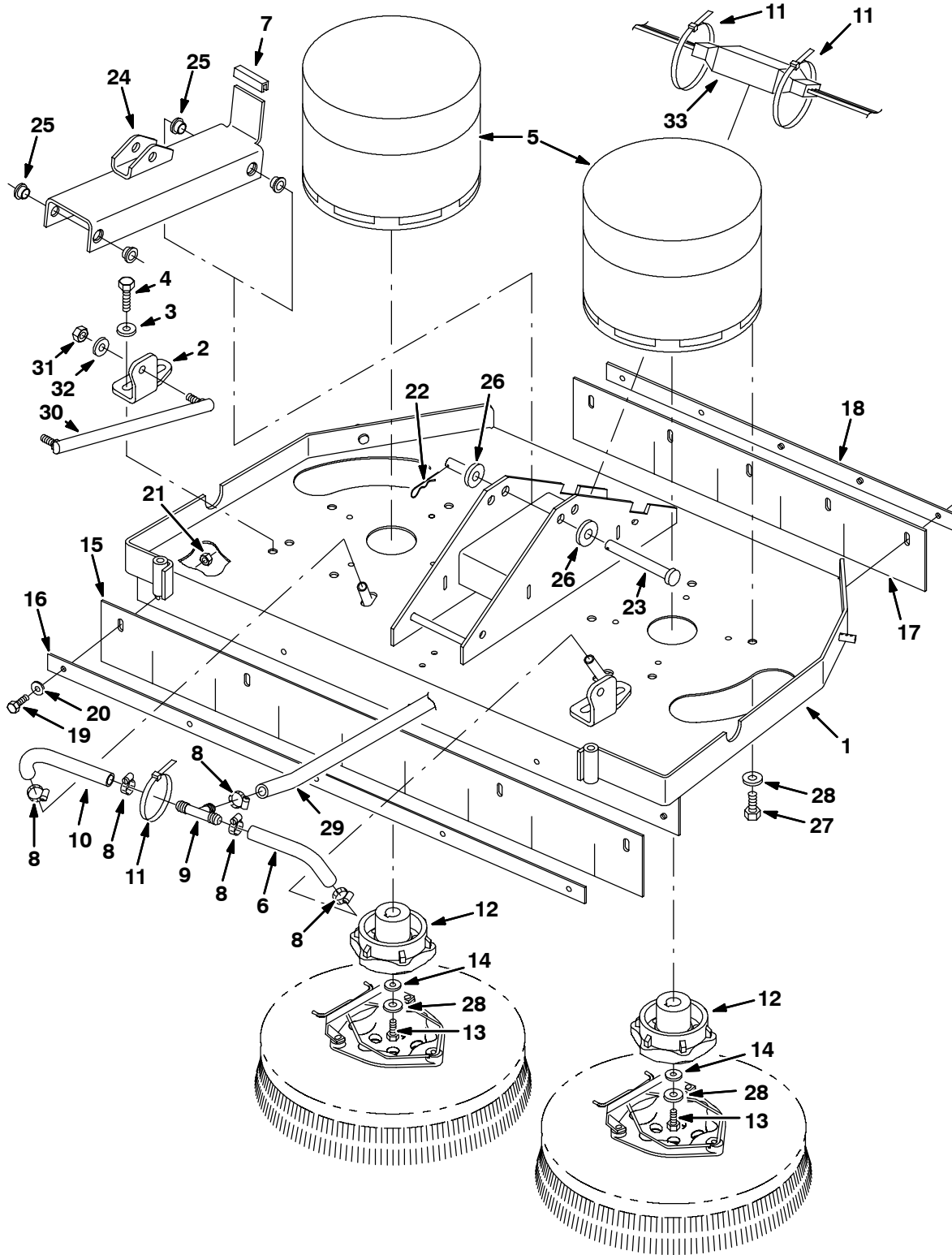
NOTE: Disk Scrub Head Kit, Tennant Part Number 392995, includes Fig. 22, and Fig. 24.

Ref.	Tennant- Part No.	Description	Qty.
1	393165	① Kit, Ci, Scrubhead, 800mm	1
2	223358	Motor, Ele, 36vdc, 0.80hp, 0320rpm (See Breakdowns)	2
3	02994	Screw, Hex, .38-16 X 0.75, Ss	8
4	01686	Washer, Flat, 0.44b 1.00 .08, Ss	10
5	390933	Hose, Pvc, Brd, 0.50id (376716)	25.00'
6	1011403	Hose, Afmkt Pvc, Brd 0.50id X 1 Ft (376716)	0.550'
7	44961	Tie, Cable, Nyl, 14.5L .30W 4.0 Max D	2
8	54333	Clamp, Hose, Wormdrive, 0.31-0.88d	5
9	63245-1	Fitting, Plstc, Tee, Bm08/Bm08/Bm08	1
10	392904	Channel Wldt, Tool, Lift, Disk [Ezrider]	1
11	15648	Bushing, Flng, 0.50b 0.59d 0.38l	4
12	377374	Hub, Drive, Brush, Disk, 0.75B 6T	2
13	02991	Screw, Hex, .31-18 X 0.75, Ss	2
14	41186	Washer, Belleville, .31	2
15	390650	Skirt, Front, Scb, Disk, 32 Inch	1
16	390652	Strip, Retainer, Skirt, Front, 32 Inch	1
17	390651	Skirt, Rear, Scb, Disk, 32 Inch	1
18	390653	Strip, Retainer, Skirt, Rear, 32 Inch	1
19	08716	Screw, Hex, M06 X 1.0 X 20, Ss	9
20	01684	Washer, Flat, .25 Ss	9
21	08712	Nut, Hex, Lock, M06 X 1.0, NI, Ss	9
22	44906	Pin, Hair Cotter, 0.69 D .092 Wir	1
23	222196	Pin, Clevis, 0.50 D X 4.00l	1
24	32486	Washer, Flt, .50 Sae	2
25	9003815	② Head Kit, Ci, 800mm	1
26	1006123	② Bracket, Link, Head, Disk	2
27	01686	② Washer, Flat, 0.44b 1.00 .08, Ss	6
28	10959	② Screw, Hex, M10 X 1.5 X 20, SS, NL	4
29	392882	② Link, Balljoint, M10 X 1.5, 11.0L	2
30	08714	② Nut, Hex, Lock, M10 X 1.5, NL, SS	2
31	1011403	Hose, Afmkt Pvc, Brd 0.50id X 1 Ft (376716)	0.550'
32	390666	① Rod, Thrd, 2 End, .38-24 09.0l Lh/Rh	2
33	86780	① Rod-End, .38-24lh Fem 0.38-24stud	2
34	86781	① Rod-End, .38-24rh Fem 0.38-24stud	2
35	01686	① Washer, Flat, 0.44b 1.00 .08, Ss	4
36	20171	① Nut, Hex, Jam, .38-24	2
37	82889	① Nut, Hex, Jam, .38-24, Lh	2
38	50269	① Nut, Hex, Lock, .38-24, NI, Ss	4

① Serial number (00000000-10188432)

② Serial number (10188433-10214060)

Fig. 23 - Disk Scrub Head Drive Motor Group, 800 mm (32 in)  
(10214061- )

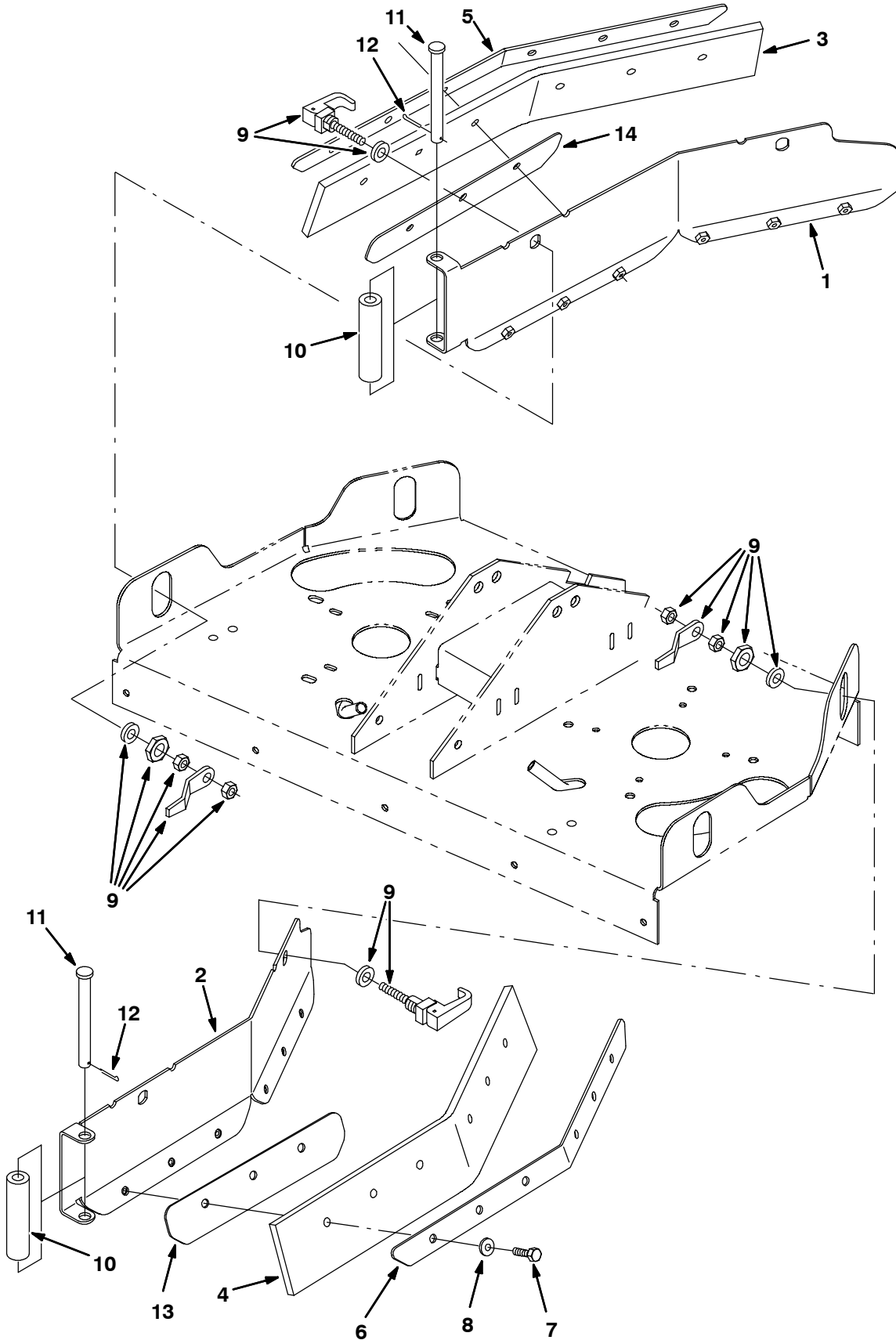


**Fig. 23 - Disk Scrub Head Drive Motor Group, 800 mm (32 in)  
(10214061- )**

*NOTE: Disk Scrub Head Kit, Tennant Part Number 391037, includes Fig. 23, and Fig. 25.*

<b>Ref.</b>	<b>Tennant- Part No.</b>	<b>Description</b>	<b>Qty.</b>
1	1040839	Head Kit, Ci, 32 Inch [7100]	1
2	1006123	Bracket, Link, Head, Disk	2
3	01686	Washer, Flat, 0.44b 1.00 .08, Ss	4
4	10959	Screw, Hex, M10 X 1.5 X 20, SS, NL	4
5	223358	Motor, Ele, 36vdc, 0.80hp, 0320rpm (See Breakdowns)	2
6	1011403	Hose, Afmkt Pvc, Brd 0.50id X 1 Ft (376716)	0.550'
7	1011403	Hose, Afmkt Pvc, Brd 0.50id X 1 Ft (376716)	0.550'
8	54333	Clamp, Hose, Wormdrive, 0.31-0.88d	5
9	63245-1	Fitting, Plstc, Tee, Bm08/Bm08/Bm08	1
10	222836	Shunt	1
11	44961	Tie, Cable, Nyl, 14.5l .30w 4.0 Max D	3
12	377364	Hub, Drive, Brush, Disk, 0.75b 6t	2
13	02991	Screw, Hex, .31-18 X 0.75, Ss	2
14	41186	Washer, Belleville, .31	2
15	390650	Skirt, Front, Scb, Disk, 32 Inch	1
16	390652	Strip, Retainer, Skirt, Front, 32 Inch	1
17	390651	Skirt, Rear, Scb, Disk, 32 Inch	1
18	390653	Strip, Retainer, Skirt, Rear, 32 Inch	1
19	08716	Screw, Hex, M06 X 1.0 X 20, Ss	9
20	01684	Washer, Flt, .25 Ss	9
21	08712	Nut, Hex, Lock, M06 X 1.0, NI, Ss	9
22	02942	Pin, Hair Cotter, 0.62 D .120 Wir	1
23	222196	Pin, Clevis, 0.50 D X 4.00l	1
24	390741	Channel Wldt, Lift Tool	1
25	15648	Bushing, Flng, 0.50b 0.59d 0.38l	4
26	32486	Washer, Flt, .50 Sae	2
27	02994	Screw, Hex, .38-16 X 0.75, Ss	8
28	01686	Washer, Flat, 0.44b 1.00 .08, Ss	10
29	390933	Hose, Pvc, Brd, 0.50id (376716)	25.00'
30	392882	Link, Balljoint, M10 X 1.5, 11.0L	2
31	08714	Nut, Hex, Lock, M10 X 1.5, NL, SS	2
32	01686	Washer, Flat, 0.44b 1.00 .08, Ss	2
33	222836	Shunt	1

Fig. 24 - Disk Scrub Head Squeegee Group, 800 mm (32 in)  
(0000000-10214060)

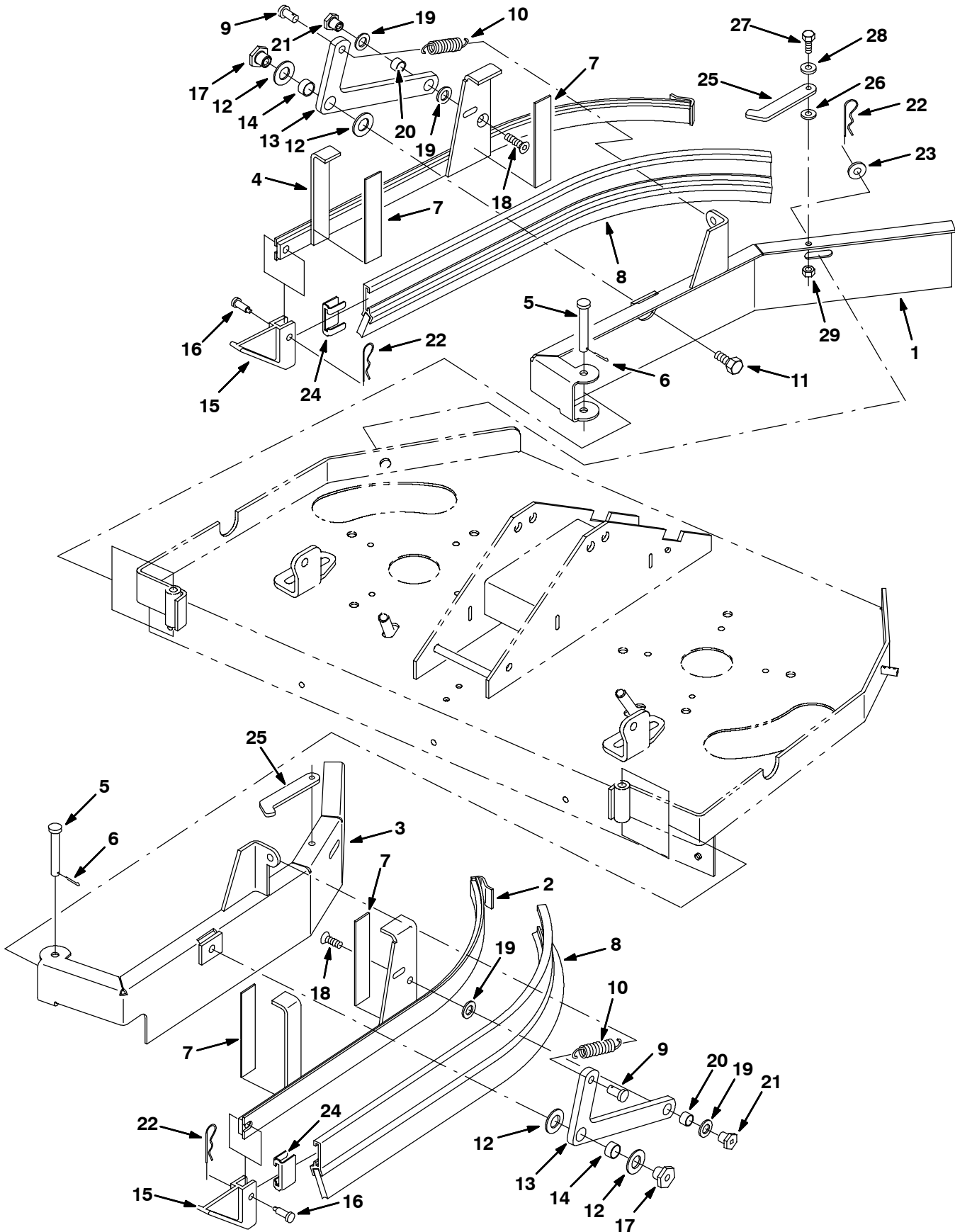


**Fig. 24 - Disk Scrub Head Squeegee Group, 800 mm (32 in)  
(00000000-10214060)**

*NOTE: Disk Scrub Head Kit, Tennant Part Number 392995, includes Fig. 22, and Fig. 24.*

<b>Ref.</b>	<b>Tennant- Part No.</b>	<b>Description</b>	<b>Qty.</b>
1	1001268	Angle, Rh	1
2	392841	Angle, Lh	1
3	1001290	Blade, Sqge, Rh	1
4	392842	Blade, Sqge, Lh	1
5	392823	Retainer, Rh	1
6	392840	Retainer, Lh	1
7	09007	Screw, Hex, M06 X 1.0 X 25, Ss	12
8	01684	Washer, Flat, .25 Ss	12
9	65695	Latch	4
10	222055	Roller, Linkage, Head	2
11	222197	Pin, Clevis, 0.50 D X 4.75l	2
12	08175	Pin, Cotter, .125 X 1.25	2
13	1008969	Plate, Backup, Sqge, Lh	1
14	1008981	Plate, Backup, Sqge, Rh	1

**Fig. 25 - Disk Scrub Head Squeegee Group, 800 mm (32 in)**  
**(10214061- )**



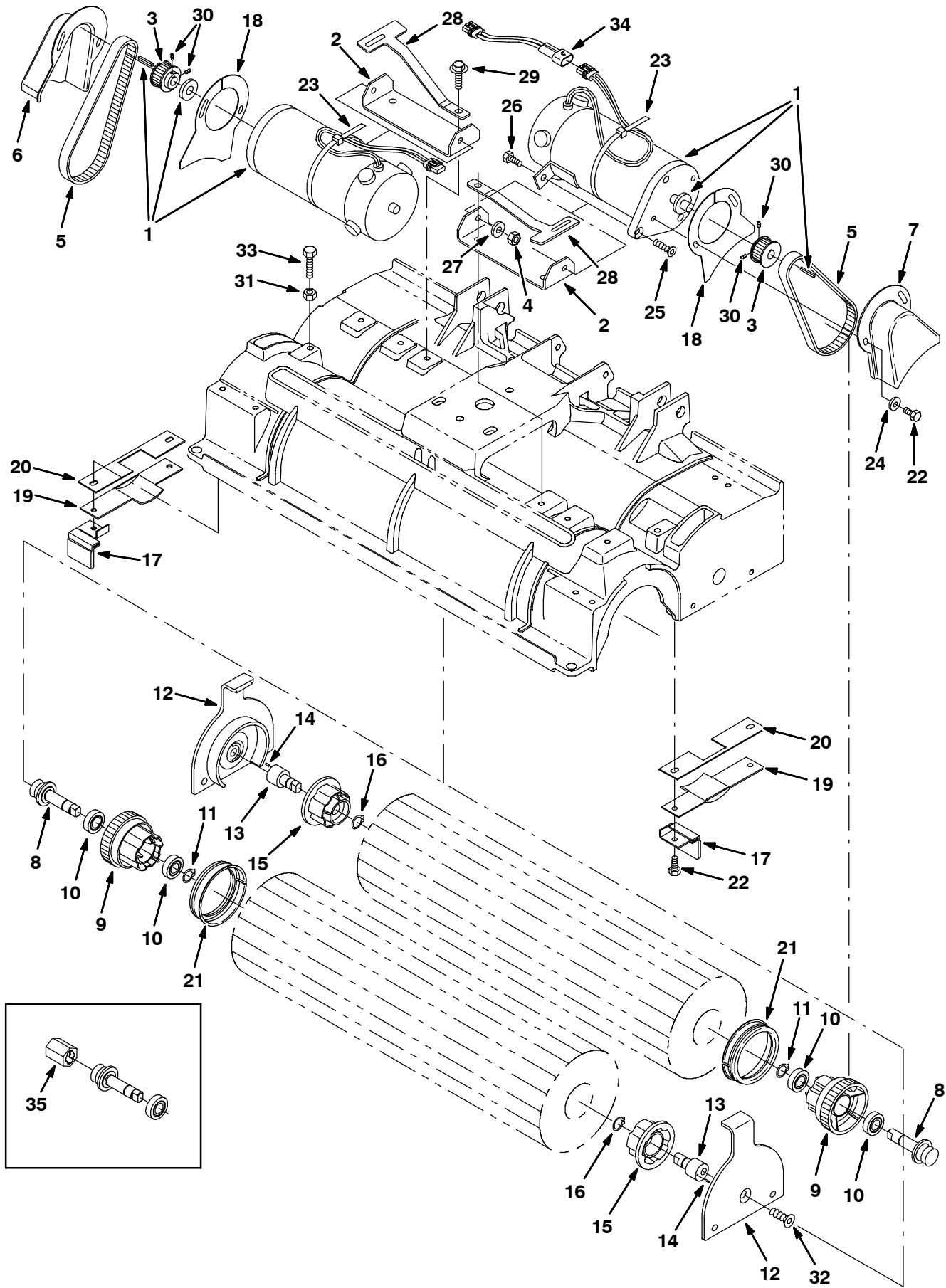
**Fig. 25 - Disk Scrub Head Squeegee Group, 800 mm (32 in)  
(10214061- )**

*NOTE: Disk Scrub Head Kit, Tennant Part Number 391037, includes Fig. 23, and Fig. 25.*

<b>Ref.</b>	<b>Tennant- Part No.</b>	<b>Description</b>	<b>Qty.</b>
1	390734	Door Wldt, Sqge, Side, Rh, 800mm Disk	1
2	390707	Bladeholder Wldt, Sqge, Disk, Lh	1
3	390736	Door Wldt, Sqge, Side, Lh, 800mm Disk	1
4	390720	Bladeholder Wldt, Sqge, Disk, Rh	1
5	391179	Pin, Clevis, 0.37 D X 2.62l	2
6	08182	Pin, Cotter, .125 X 1.00	2
7	390988	Tape, [Protective], .0080th, 1.0w, 5.0l	4
8	86859	Squeegee Assy, Side [Linatex]	2
9	39019	Pin, Clevis, 0.37 D X 0.75l	2
10	15047	Spring, Extn, 0.62od X 0.08wir, 3.0l	2
11	09291	Screw, Hex, M10 X 1.5 X 20, Ss	2
12	64425	Washer, Thrust, 0.61b 1.25d .06, Fgl	4
13	25709	Bellcrank, Lift, Sqge	2
14	71607	Bushing, Sleeve, 0.63b 0.72d 0.38l	2
15	86865	Guide, Side Sqge	2
16	69582	Pin, Clevis, 0.31 D X 1.00l	2
17	391345	Nut, T, M 10 X1.5 0.623od .516lg	2
18	79246	Screw, Flat, M08-1.25x 20, Ss	2
19	86860	Bearing, Thrust	4
20	64173	Bushing, Sleeve, 0.50b 0.59d 0.38l, Stl	2
21	391346	Nut, T, M8x1.25 X0.498od, 0.516lg	2
22	44906	Pin, Hair Cotter, 0.69 D .092 Wir	4
23	01686	Washer, Flat, 0.44b 1.00 .08, Ss	2
24	86759	Retainer, Sqge	2
25	390997	Lever, Lock, Side Sqge	2
26	16236	Washer, Flat, 0.26b 0.72d .06, Nyl	2
27	08716	Screw, Hex, M06 X 1.0 X 20, Ss	2
28	01684	Washer, Flat, .25 Ss	2
29	08712	Nut, Hex, Lock, M06 X 1.0, NI, Ss	2

# OPTIONS

Fig. 26 - Cylindrical Scrub Head Drive Motor Group, 700 mm (28 in)



**Fig. 26 - Cylindrical Scrub Head Drive Motor Group, 700 mm (28 in)**

NOTE: Cylindrical Scrub Head Kit, Tennant Part Number 392992, includes Fig. 26, Fig. 27, and Fig. 28.

Ref.	Tennant-Part No.	Description	Qty.	
1	1038426	② Motor, Ele, 36vdc 1700rpm 0.75hp (See Breakdowns)	2	
1	375175	① Motor, Ele 170Rpm 36Vdc, 0.75Hp (See Breakdowns)	2	
2	223564	Bracket, Mtg, Motor	2	
3	375195	Sprocket, Timing, 22tooth, 0.50b, [Gt/2]	2	
4	08713	Nut, Hex, Lock, M08 X 1.25,NI, Ss	4	
5	377505	Belt, Replmt, Brush Drive, F/222201	2	
6	223560	Guard, Belt, Rh	1	
7	223561	Guard, Belt, Lh	1	
▽	222751	Plug Assy, Drive, Brush	2	
▲	8	222176	Shaft, Drive Plug	1
▲	9	1040931	Plug, Drive, Brush	1
▲	10	41360	Bearing, Ball, 0.59b 1.26d 0.35w	2
▲	11	01516	Ring, Retaining, Ext, 0.59d, Basic	1
▲	12	1044145	Door, Brush	2
▽	222752	Plug Assy, Idler, Brush	2	
▲	13	222177	Shaft, Idler Plug	1
▲	14	222184	Pin, Roll, .090 D 0.25l, .094/.097	1
▲	15	379202	Plug, Idler, Brush	1
▲	16	01516	Ring, Retaining, Ext, 0.59d, Basic	1
▲	17	223568	Deflector, Water	2
18	223563	Guard, Belt, Drive, Scrbr Head, Lh	2	
19	223566	Bracket, Shield	2	
20	223569	Gasket, Shield	2	
21	222820	Seal, Ring	2	
22	15678	Screw, Hex, M06 X 1.0 X 16, Ss	8	
23	44961	Tie, Cable, Nyl, 14.5l .30w 4.0 Max D	2	
24	01684	Washer, Flt, .25 Ss	4	
25	79506	Screw, Flat, M08-1.25x 30, Ss	2	
26	09740	Screw, Hex, M08 X 1.25 X 20, Ss	2	
27	01685	Washer, Flt, .31 Ss	2	
28	222209	Spring, Flt, Door, Scrbr Head	2	
29	76099	Screw, Hex, M08 X 1.25 X 25, Fmg	4	
30	222818	Screw, Set, #08-32 X 0.25, NI	4	
31	08713	Nut, Hex, Lock, M08 X 1.25,NI, Ss	2	
32	390996	Screw, Flat, M10 X 1.5 X 20, Ss, NI	2	
33	09023	Screw, Hex, M08 X 1.25 X 35, Ss FI	2	
34	363468	Wire Assy, Jumper Reverse	1	
35	1010506	Tool, Removal, Shaft, F/222176	1	

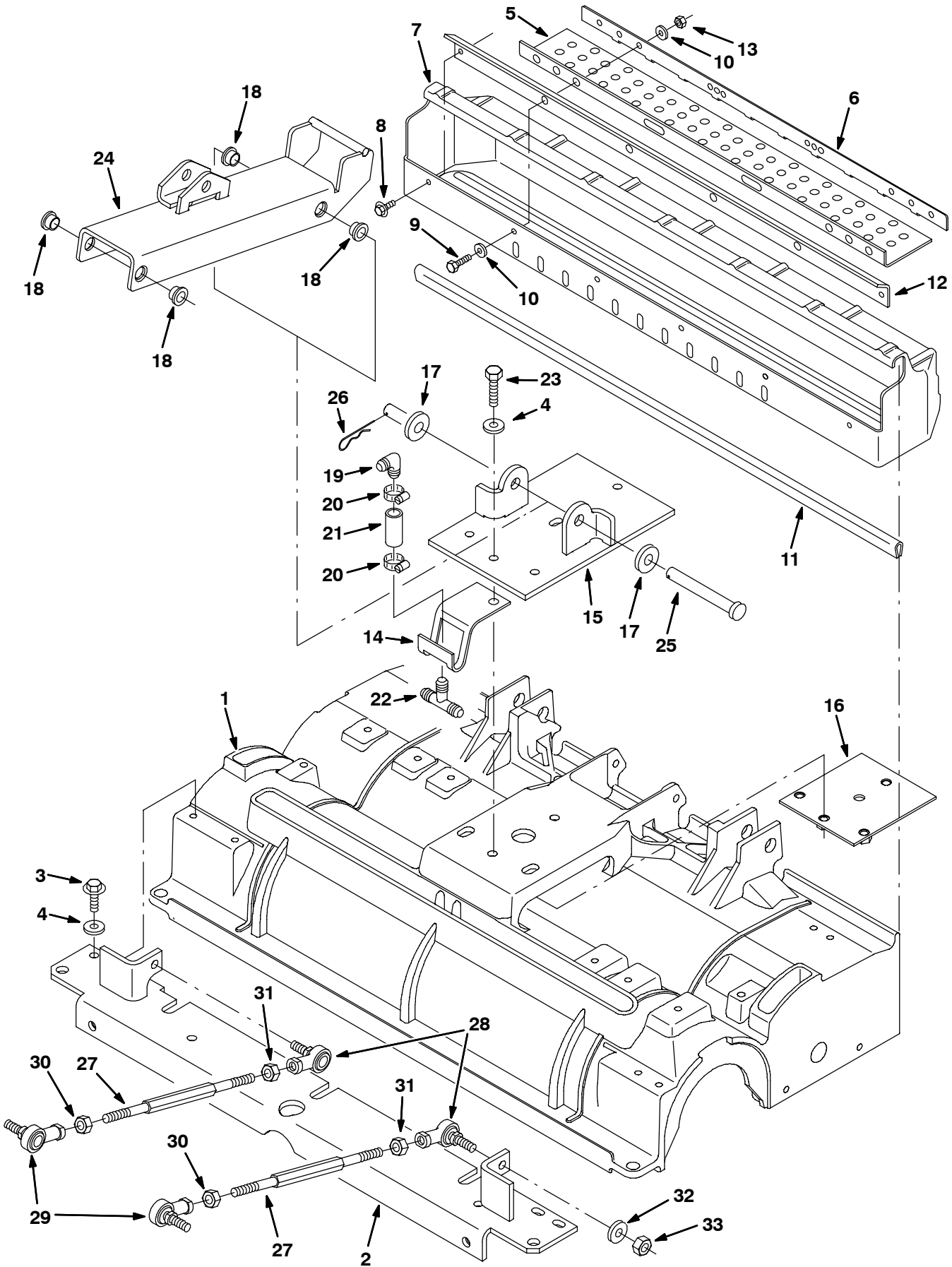
① Serial number (00000000-10355468)

② Serial number (10355469- )

▽ ASSEMBLY

▲ INCLUDED IN ASSEMBLY

Fig. 27 - Cylindrical Scrub Head Frame Group, 700 mm (28 in)



**Fig. 27 - Cylindrical Scrub Head Frame Group, 700 mm (28 in)**

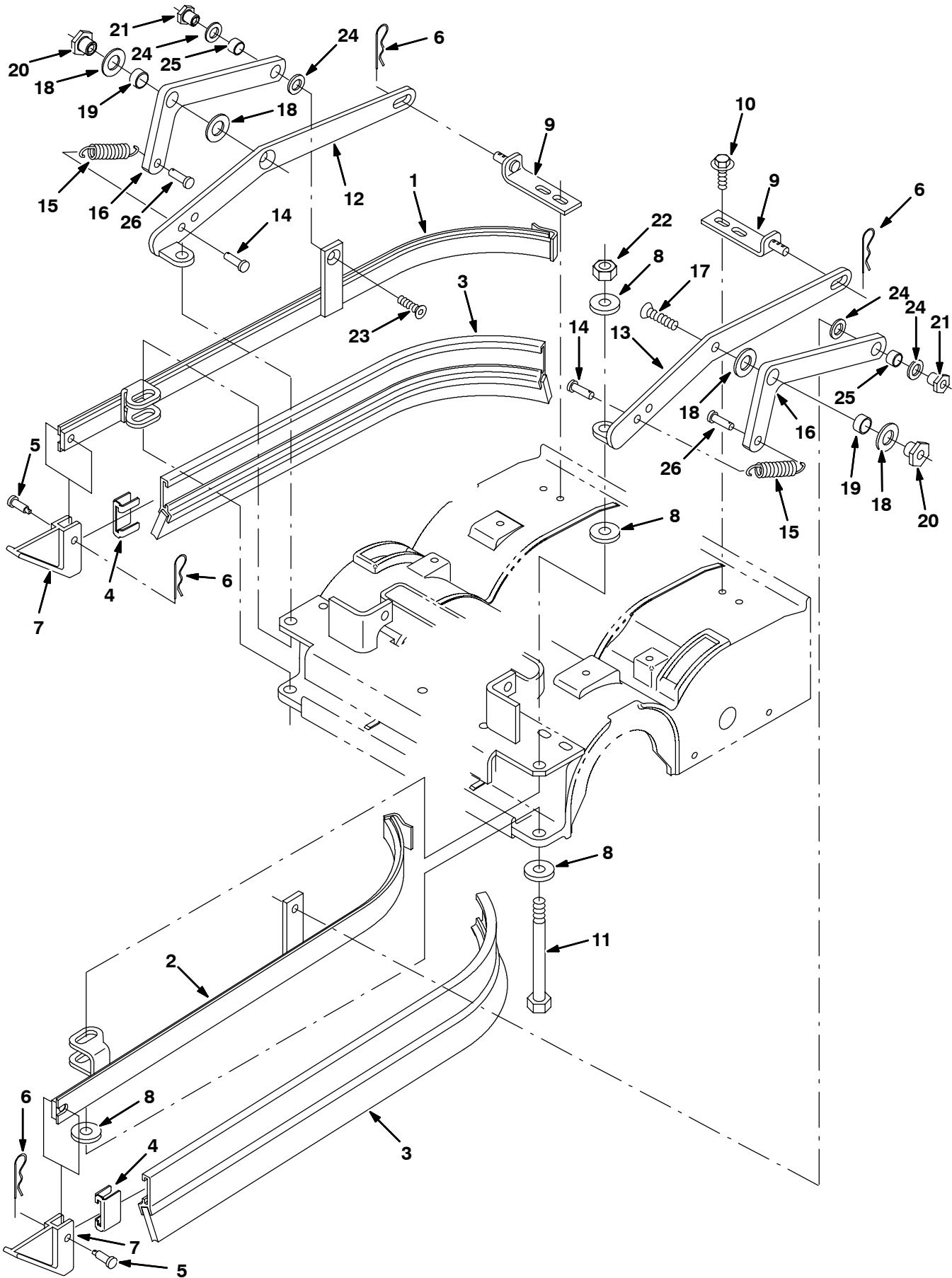
NOTE: Cylindrical Scrub Head Kit, Tennant Part Number 392992, includes Fig. 26, Fig. 27, and Fig. 28.

Ref.	Tennant-Part No.	Description	Qty.
1	1022254	Housing, Cyl, Mach 700mm	1
2	390641	Angle Wldt, Tool, Lift, Cyl, 28 Inch	1
3	76099	Screw, Hex, M08 X 1.25 X 25, Fmg	4
4	01685	Washer, Flt, .31 Ss	8
▽	222824	Kit, Tray, Debris, 28 In	1
▲	5	222669 Skirt	1
▲	6	222670 Strip, Debris Tray	1
▲	7	222167 Tray	1
▲	8	74455 Screw, Hex, M06 X 1.0 X 12, Fmg	2
▲	9	09007 Screw, Hex, M06 X 1.0 X 25, Ss	4
▲	10	01684 Washer, Flt, .25 Ss	8
▲	11	374006 Channel, .18 0.50 0.03 29.0l	1
▲	12	222203 Lip, Debris Tray, 28in	1
▲	13	08712 Nut, Hex, Lock, M06 X 1.0, NI, Ss	4
▲	14	222523 Bracket, Guide, Hose	1
15	393016	Plate Wldt, Tool, Lift, Cyl	1
16	223412	Plate, Mounting, Tool Lift, Sc	1
17	32486	Washer, Flt, .50 Sae	2
18	15648	Bushing, Flng, 0.50b 0.59d 0.38l	4
19	63987-1	Fitting, Plstc, E90, Bm08/Bm08	1
20	54333	Clamp, Hose, Wormdrive, 0.31-0.88d	2
21	71793	Hose, Pvc, Clr, 0.50id 0.69od 01.50l	1
22	63245-1	Fitting, Plstc, Tee, Bm08/Bm08/Bm08	1
23	09011	Screw, Hex, M08 X 1.25 X 30, Ss	4
24	392933	Channel Wldt, Tool, Lift, Cyl [Ezrider]	1
25	59668	Pin, Clevis, 0.50 D X 4.50l	1
26	21120	Pin, Hair Cotter, 0.43 D .079 Wir	1
27	390666	Rod, Thrd, 2 End, .38-24 09.0l Lh/Rh	2
28	86780	Rod-End, .38-24lh Fem 0.38-24stud	2
29	86781	Rod-End, .38-24rh Fem 0.38-24stud	2
30	20171	Nut, Hex, Jam, .38-24	2
31	82889	Nut, Hex, Jam, .38-24, Lh	2
32	01686	Washer, Flat, 0.44b 1.00 .08, Ss	2
33	50269	Nut, Hex, Lock, .38-24, NI, Ss	2

▽ ASSEMBLY

▲ INCLUDED IN ASSEMBLY

Fig. 28 - Cylindrical Scrub Head Squeegee Group, 700 mm (28 in)

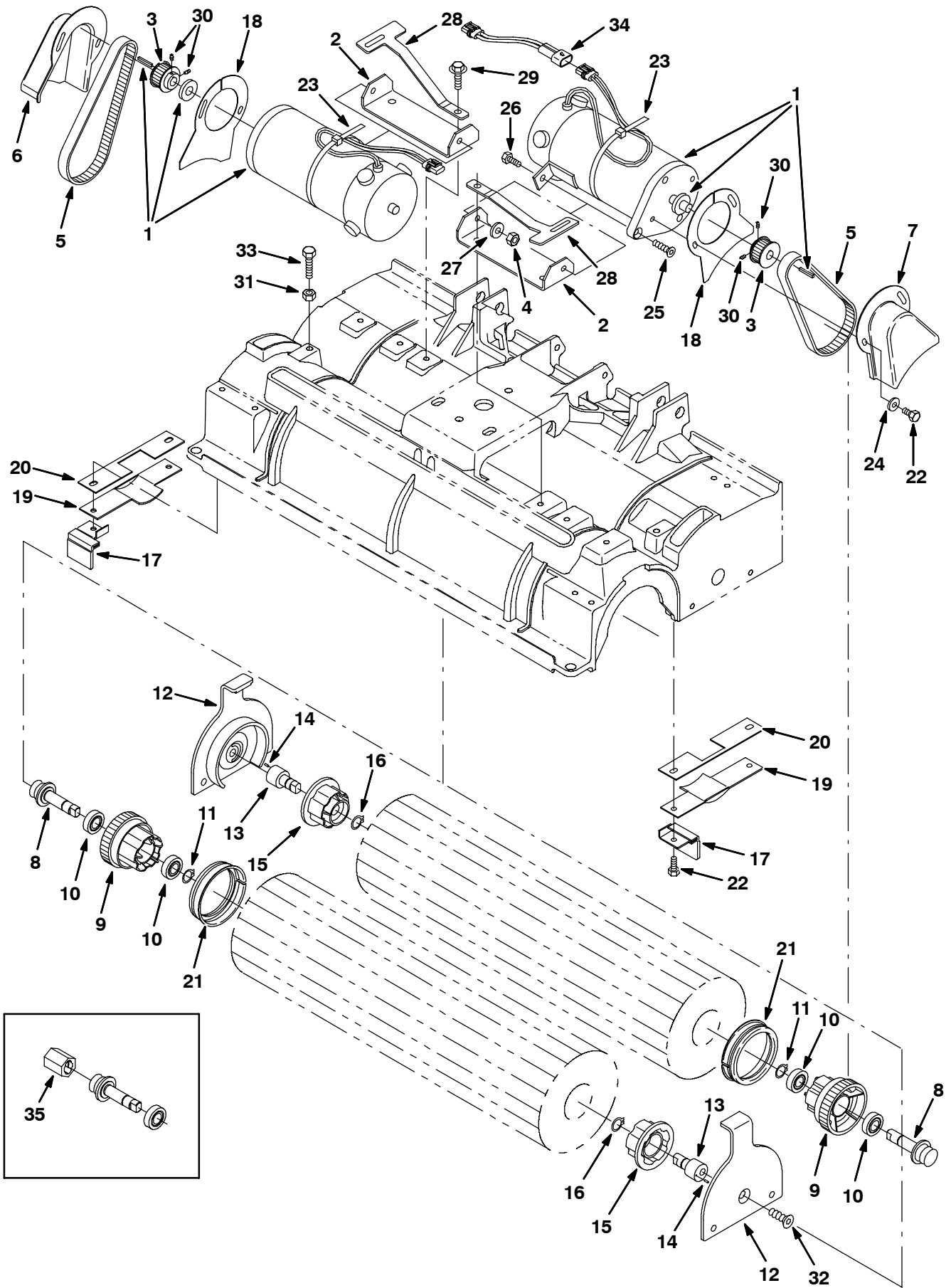


**Fig. 28 - Cylindrical Scrub Head Squeegee Group, 700 mm (28 in)**

*NOTE: Cylindrical Scrub Head Kit, Tennant Part Number 392992, includes Fig. 26, Fig. 27, and Fig. 28.*

<b>Ref.</b>	<b>Tennant- Part No.</b>	<b>Description</b>	<b>Qty.</b>
1	391327	Frame Wldt, Sqge, Side, Rh	1
2	391328	Frame Wldt, Sqge, Side, Lh	1
3	391334	Squeegee Assy, Side	2
4	86759	Retainer, Sqge	2
5	69582	Pin, Clevis, 0.31 D X 1.00l	2
6	44906	Pin, Hair Cotter, 0.69 D .092 Wir	4
7	86865	Guide, Side Sqge	2
8	33925	Washer, Flat, M12, 13x24x2.5ss	8
9	391176	Angle Wldt, Stop, Side Sqge, Cyl, Head	2
10	76099	Screw, Hex, M08 X 1.25 X 25, Fmg	4
11	19588	Screw, Hex, .50-13 X 5.00, 5	2
12	393017	Arm, Mtg, Link, Rh Sqge, Cyl Head	1
13	393018	Arm, Mtg, Link, Lh Sqge, Cyl Head	1
14	69582	Pin, Clevis, 0.31 D X 1.00l	2
15	15047	Spring, Extn, 0.62od X 0.08wir, 3.0l	2
16	25709	Bellcrank, Lift, Sqge	2
17	380587	Screw, Flat, M10 X 1.5 X 20, Ss	2
18	64425	Washer, Thrust, 0.61b 1.25d .06, Fgl	4
19	71607	Bushing, Sleeve, 0.63b 0.72d 0.38l	2
20	391345	Nut, T, M 10 X1.5 0.623od .516lg	2
21	391346	Nut, T, M8x1.25 X0.498od, 0.516lg	2
22	02931	Nut, Hex, Lock, .50-13, NI, Ss	2
23	79246	Screw, Flat, M08-1.25x 20, Ss	2
24	86860	Bearing, Thrust	4
25	64173	Bushing, Sleeve, 0.50b 0.59d 0.38l, Stl	2
26	39019	Pin, Clevis, 0.37 D X 0.75l	2

**Fig. 29 - Cylindrical Scrub Head Drive Motor Group, 800 mm (32 in)**



**Fig. 29 - Cylindrical Scrub Head Drive Motor Group, 800 mm (32 in)**

NOTE: Cylindrical Scrub Head Kit, Tennant Part Number 393003, includes Fig. 29, Fig. 30, and Fig. 31.

Ref.	Tennant- Part No.	Description	Qty.	
1	1038426	② Motor, Ele, 36vdc 1700rpm 0.75hp (See Breakdowns)	2	
1	375175	① Motor, Ele 1700Rpm 36Vdc, 0.75Hp (See Breakdowns)	2	
2	223564	Bracket, Mtg, Motor	2	
3	375195	Sprocket, Timing, 22tooth, 0.50b, [Gt/2]	2	
4	08713	Nut, Hex, Lock, M08 X 1.25,NI, Ss	4	
5	377505	Belt, Replmt, Brush Drive, F/222201	2	
6	223560	Guard, Belt, Rh	1	
7	223561	Guard, Belt, Lh	1	
▽	222751	Plug Assy, Drive, Brush	2	
▲	8	222176	Shaft, Drive Plug	1
▲	9	1040931	Plug, Drive, Brush	1
▲	10	41360	Bearing, Ball, 0.59b 1.26d 0.35w	2
▲	11	01516	Ring, Retaining, Ext, 0.59d, Basic	1
▲	12	1044145	Door, Brush	2
▽	222752	Plug Assy, Idler, Brush	2	
▲	13	222177	Shaft, Idler Plug	1
▲	14	222184	Pin, Roll, .090 D 0.25l, .094/.097	1
▲	15	379202	Plug, Idler, Brush	1
▲	16	01516	Ring, Retaining, Ext, 0.59d, Basic	1
▲	17	223568	Deflector, Water	2
18	223563	Guard, Belt, Drive, Scrbr Head, Lh	2	
19	223566	Bracket, Shield	2	
20	223569	Gasket, Shield	2	
21	222820	Seal, Ring	2	
22	15678	Screw, Hex, M06 X 1.0 X 16, Ss	8	
23	44961	Tie, Cable, Nyl, 14.5l .30w 4.0 Max D	2	
24	01684	Washer, Flt, .25 Ss	4	
25	79506	Screw, Flat, M08-1.25 X 30, Ss	2	
26	09740	Screw, Hex, M08 X 1.25 X 20, Ss	2	
27	01685	Washer, Flt, .31 Ss	2	
28	222209	Spring, Flt, Door, Scrbr Head	2	
29	76099	Screw, Hex, M08 X 1.25 X 25, Fmg	4	
30	222818	Screw, Set, #08-32 X 0.25, NI	4	
31	08713	Nut, Hex, Lock, M08 X 1.25,NI, Ss	2	
32	390996	Screw, Flat, M10 X 1.5 X 20, Ss, NI	2	
33	09023	Screw, Hex, M08 X 1.25 X 35, Ss FI	2	
34	363468	Wire Assy, Jumper Reverse	1	
35	1010506	Tool, Removal, Shaft, F/222176	1	

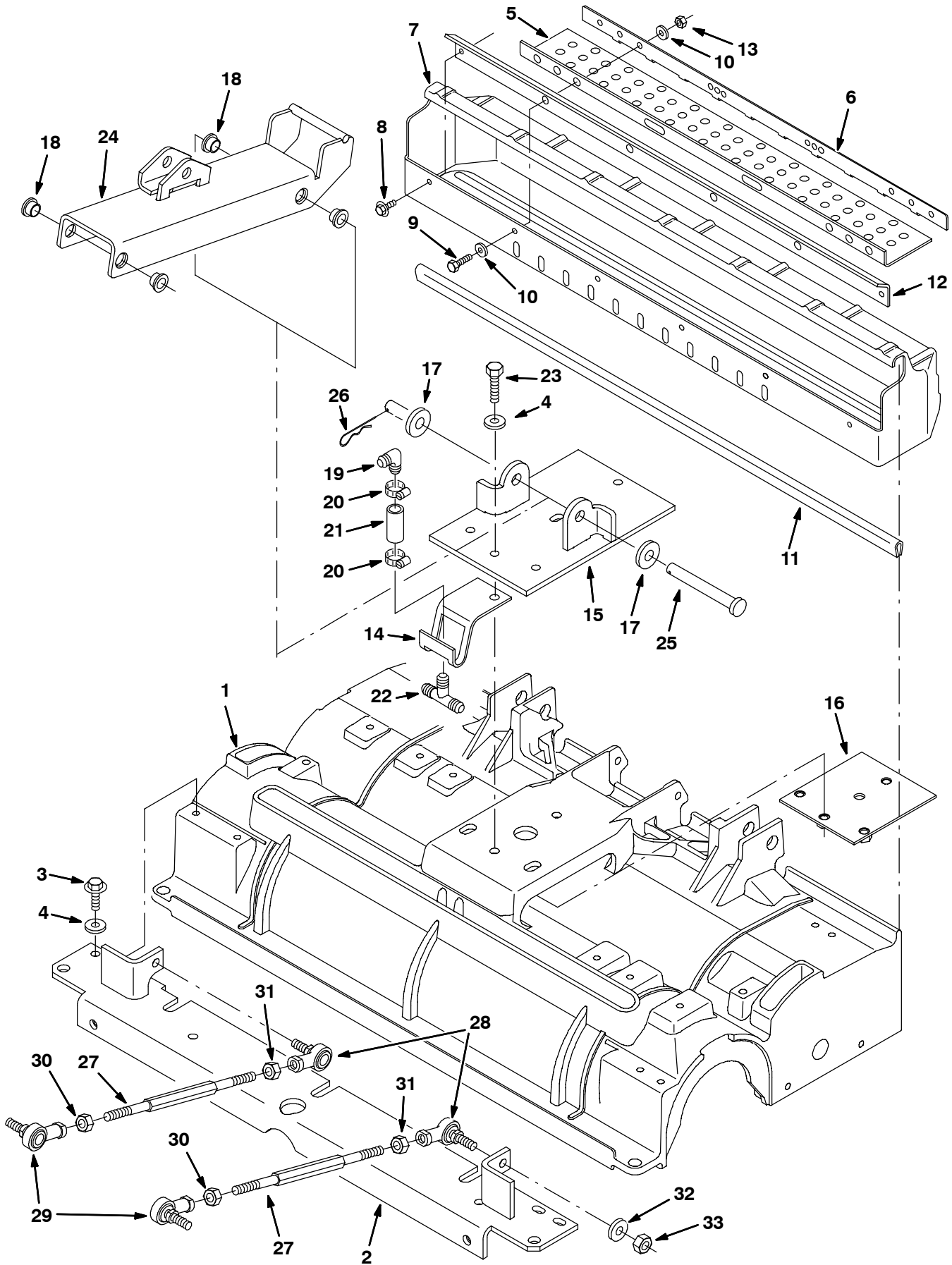
① Serial number (00000000-10355468)

② Serial number (10355469- )

▽ ASSEMBLY

▲ INCLUDED IN ASSEMBLY

**Fig. 30 - Cylindrical Scrub Head Frame Group, 800 mm (32 in)**



**Fig. 30 - Cylindrical Scrub Head Frame Group, 800 mm (32 in)**

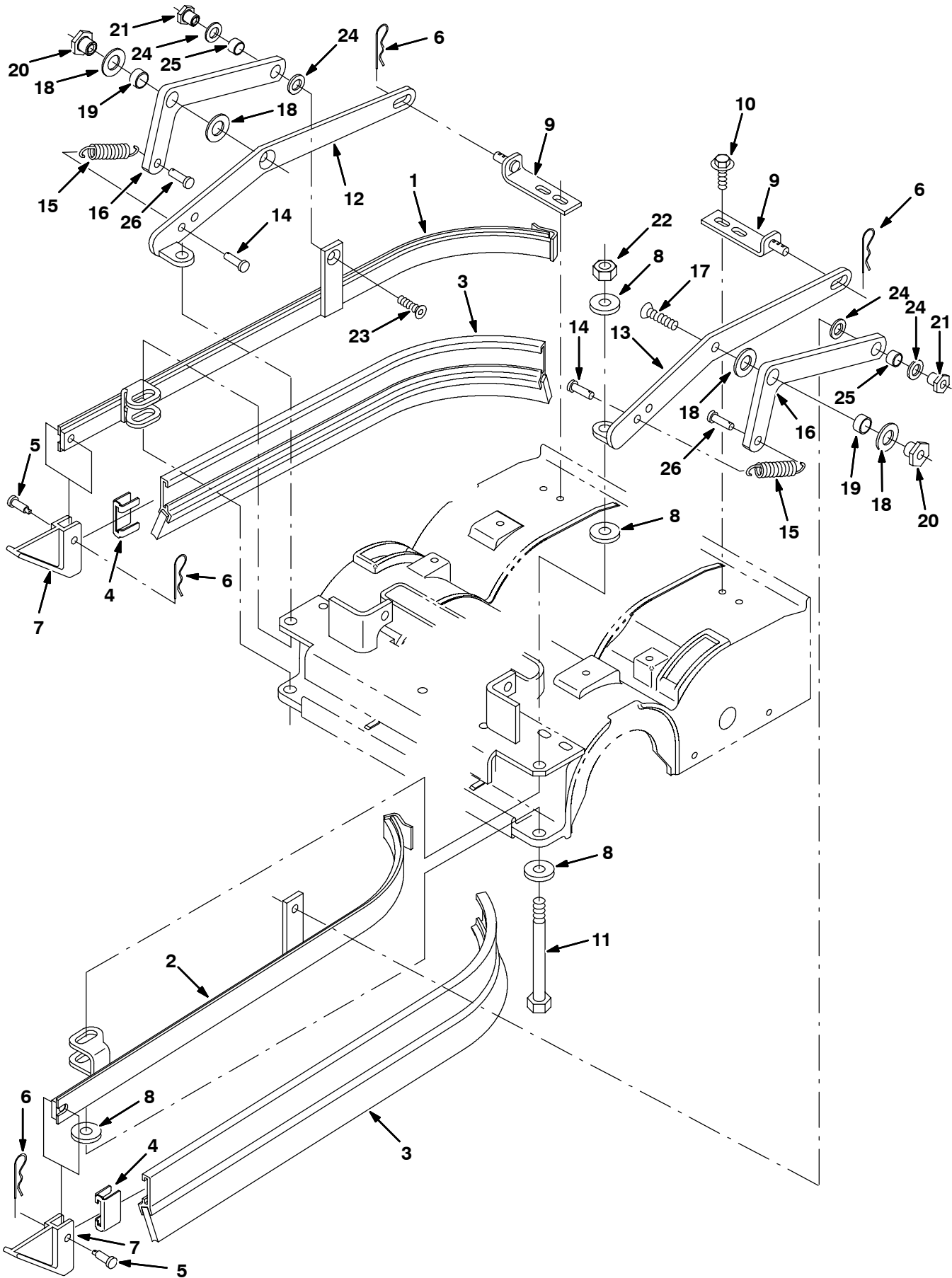
NOTE: Cylindrical Scrub Head Kit, Tennant Part Number 393003, includes Fig. 29, Fig. 30, and Fig. 31.

Ref.	Tennant- Part No.	Description	Qty.	
1	1022253	Housing, Cyl, Mach 800mm	1	
2	390667	Angle Wldt, Tool, Lift, Cyl, 32 Inch	1	
3	76099	Screw, Hex, M08 X 1.25 X 25, Fmg	4	
4	01685	Washer, Flt, .31 Ss	3	
▽	222825	Kit, Tray, Debris, 32 In	1	
▲	5	222669	Skirt	1
▲	6	222670	Strip, Debris Tray	1
▲	7	391330	Tray, Debris, 32 Inch	1
▲	8	74455	Screw, Hex, M06 X 1.0 X 12, Fmg	2
▲	9	09007	Screw, Hex, M06 X 1.0 X 25, Ss	4
▲	10	01684	Washer, Flt, .25 Ss	8
▲	11	374007	Channel, .18 0.50 0.03 33.0l	1
▲	12	222204	Lip, Debris Tray, 32 In	1
▲	13	08712	Nut, Hex, Lock, M06 X 1.0, NI, Ss	4
▲	14	222523	Bracket, Guide, Hose	1
15	393016	Plate Wldt, Tool, Lift, Cyl	1	
16	223412	Plate, Mounting, Tool Lift, Sc	1	
17	32486	Washer, Flt, .50 Sae	2	
18	15648	Bushing, Flng, 0.50b 0.59d 0.38l	4	
19	63987-1	Fitting, Plstc, E90, Bm08/Bm08	1	
20	54333	Clamp, Hose, Wormdrive, 0.31-0.88d	2	
21	71793	Hose, Pvc, Clr, 0.50id 0.69od 01.50l	1	
22	63245-1	Fitting, Plstc, Tee, Bm08/Bm08/Bm08	1	
23	09011	Screw, Hex, M08 X 1.25 X 30, Ss	4	
24	392933	Channel Wldt, Tool, Lift, Cyl [Ezrider]	1	
25	59668	Pin, Clevis, 0.50 D X 4.50l	1	
26	21120	Pin, Hair Cotter, 0.43 D .079 Wir	1	
27	390666	Rod, Thrd, 2 End, .38-24 09.0l Lh/Rh	2	
28	86780	Rod-End, .38-24lh Fem 0.38-24stud	2	
29	86781	Rod-End, .38-24rh Fem 0.38-24stud	2	
30	20171	Nut, Hex, Jam, .38-24	2	
31	82889	Nut, Hex, Jam, .38-24, Lh	2	
32	01686	Washer, Flat, 0.44b 1.00 .08, Ss	2	
33	50269	Nut, Hex, Lock, .38-24, NI, Ss	2	

▽ ASSEMBLY

▲ INCLUDED IN ASSEMBLY

**Fig. 31 - Cylindrical Scrub Head Squeegee Group, 800 mm (32 in)**

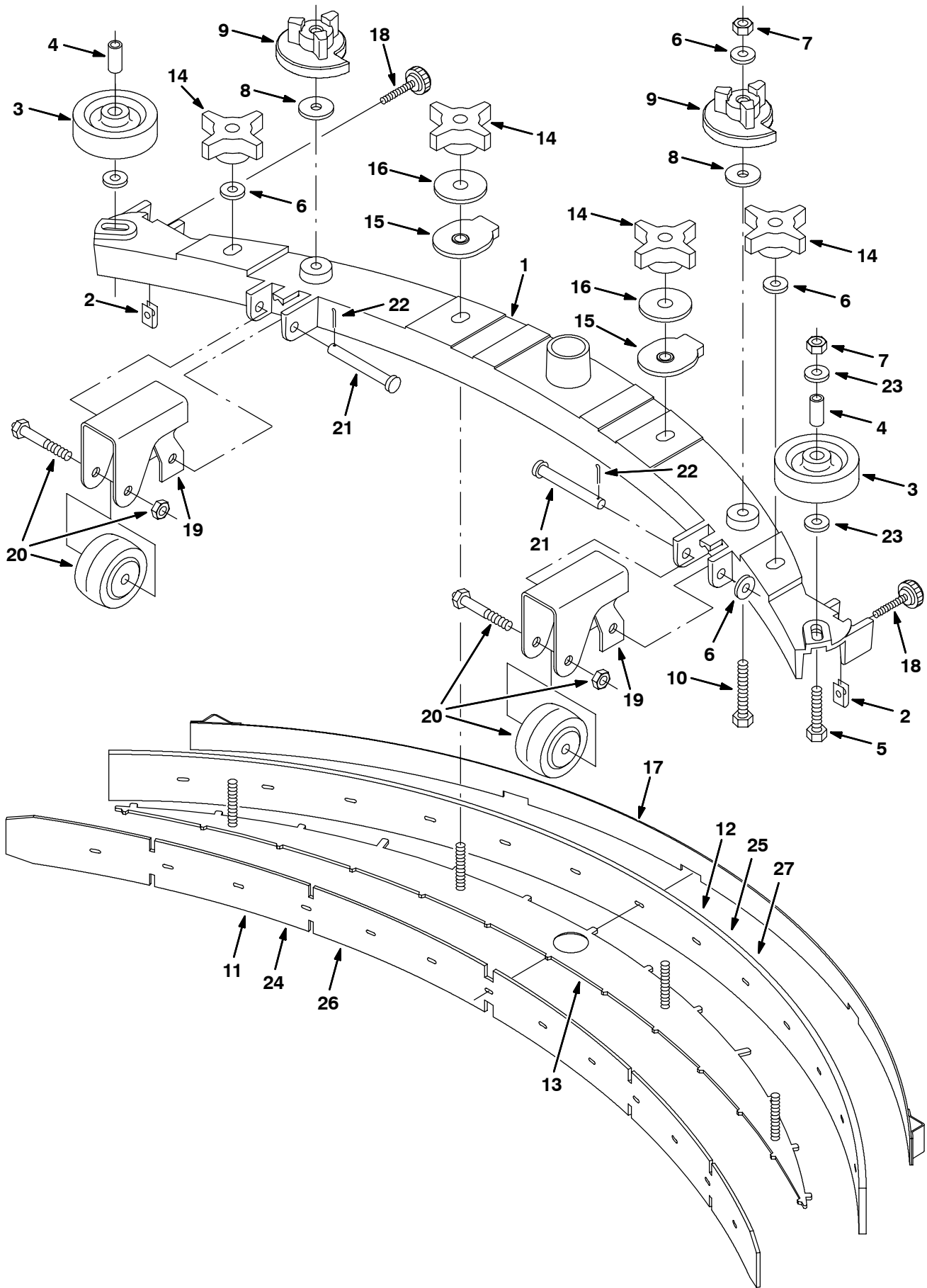


**Fig. 31 - Cylindrical Scrub Head Squeegee Group, 800 mm (32 in)**

*NOTE: Cylindrical Scrub Head Kit, Tennant Part Number 393003, includes Fig. 29, Fig. 30, and Fig. 31.*

<b>Ref.</b>	<b>Tennant- Part No.</b>	<b>Description</b>	<b>Qty.</b>
1	223413	Frame, Side Squeegee Rh	1
2	223304	Frame Wldt, Sqge, Lh, Cyl	1
3	86859	Blade Assy, Sqge, Side [Linatex]	2
4	86759	Retainer, Sqge	2
5	69582	Pin, Clevis, 0.31 D X 1.00l	2
6	44906	Pin, Hair Cotter, 0.69 D .092 Wir	4
7	86865	Guide, Side Sqge	2
8	33925	Washer, Flat, M12, 13x24x2.5ss	8
9	391176	Angle Wldt, Stop, Side Sqge, Cyl, Head	2
10	76099	Screw, Hex, M08 X 1.25 X 25, Fmg	4
11	19588	Screw, Hex, .50-13 X 5.00, 5	2
12	393017	Arm, Mtg, Link, Rh Sqge, Cyl Head	1
13	393018	Arm, Mtg, Link, Lh Sqge, Cyl Head	1
14	69582	Pin, Clevis, 0.31 D X 1.00l	2
15	15047	Spring, Extn, 0.62od X 0.08wir, 3.0l	2
16	25709	Bellcrank, Lift, Sqge	2
17	380587	Screw, Flat, M10 X 1.5 X 20, Ss	2
18	64425	Washer, Thrust, 0.61b 1.25d .06, Fgl	4
19	71607	Bushing, Sleeve, 0.63b 0.72d 0.38l	2
20	391345	Nut, T, M 10 X1.5 0.623od .516lg	2
21	391346	Nut, T, M8x1.25 X0.498od, 0.516lg	2
22	02931	Nut, Hex, Lock, .50-13, NI, Ss	2
23	79246	Screw, Flat, M08-1.25x 20, Ss	2
24	86860	Bearing, Thrust	4
25	64173	Bushing, Sleeve, 0.50b 0.59d 0.38l, Stl	2
26	39019	Pin, Clevis, 0.37 D X 0.75l	2

Fig. 32 - Rear Squeegee Group, 800 mm (32 in)



**Fig. 32 - Rear Squeegee Group, 800 mm (32 in)**

Ref.	Tennant-Part No.	Description	Qty.
▽	392981	Kit, Ci, Sqge Assy, Rear, 800mm[Ez/7080]	1
▲	1 390671	Frame, Casting, Sqge, 800mm	1
▲	2 82138	Nut, Speed, Clip, .25-20 [.025-.150]	2
▲	3 1010560	Wheel, Bmpr, 80d X 25w, Non-marking	2
▲	4 222460	Sleeve, P/M, 0.496d 0.318b 0.50l 430ss	2
▲	5 09011	Screw, Hex, M08 X 1.25 X 30, Ss	2
▲	6 01685	Washer, Flat, .31 Ss	6
▲	7 08713	Nut, Hex, Lock, M08 X 1.25,NI, Ss	4
▲	8 222268	Washer, 0.38b 1.25d .12, Neo	2
▲	9 222244	Cam, Adj, Sqge	2
▲	10 09767	Screw, Hex, M08 X 1.25 X 70, Ss	2
▲▽	391385	Squeegee Kit, 800mm, Gum	1
▲▲	11 390923	Blade, Sqge, Front, 41.50l [Linx, 800mm]	1
▲▲	12 390934	Blade, Sqge, Rear, 44.00l Gum [800mm]	1
▲	13 390920	Plate, Retainer, Blade, 800mm	1
▲	14 370100	Knob, Star, 2.8 4ear 1.1l .31-18 Plstc	4
▲	15 390982	Ring, Mtg, Sqge	2
▲	16 04414	Washer, 0.53b 1.88d .12, Stl, Pl	2
▲	17 390924	Retainer Wldt, Blade, Sqge, 1.2w 41.0l	1
▲	18 222794	Knob Assy, Rnd, 1.00d 0.50l .25-20 1.5l	2
▲	19 1005469	Bracket, Wheel, Sqge, Rear	2
▲	20 1044940	Wheel, 02.5D 1.44W 0.38B	2
▲	21 23191	Pin, Clevis, 0.37 D X 3.00l	2
▲	22 39005	Pin, Cotter, .094 X 0.75	2
▲	23 140027	Washer, Flat, 0.35b 0.75d .04 Ss	4
▽	391383	Squeegee Kit, 800mm, Ure	1
▲	24 391379	Blade, Sqge, Front, 41.50l Ure [800mm]	1
▲	25 391380	Blade, Sqge, Rear, 44.0l Pyu [800mm]	1
▽	392989	Squeegee Kit, Linatex, 800mm, Replmt	1
▲	26 390923	Blade, Sqge, Front, 41.50l [Linx, 800mm]	1
▲	27 390922	Blade, Sqge, Rear, 44.00l Linatex[800mm]	1

▽ ASSEMBLY

▲ INCLUDED IN ASSEMBLY

Fig. 33 - Revolving Light Kit

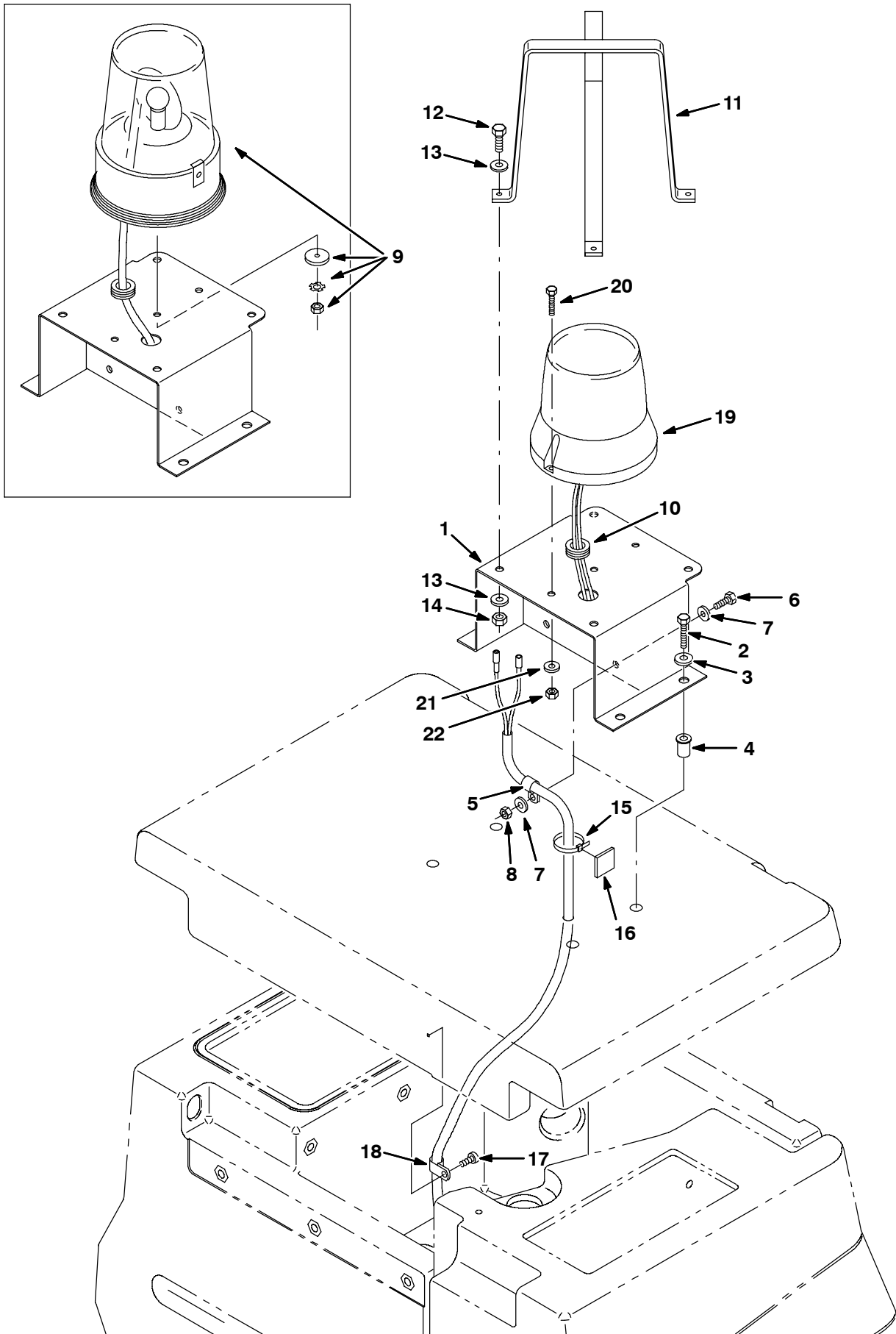


Fig. 33 - Revolving Light Kit

Ref.	Tennant-Part No.	Description	Qty.
▽	393048	Kit, Ci, Light, Revl [Ezhp/7080]	1
▲	1 392962	Bracket Wldt, Light	1
▲	2 16951	Screw, Hex, .25-20 X 1.25, Sems	4
▲	3 32491	Washer, Flt, .31 Std	4
▲	4 397644	Nut, Isolator, .25-20 Wall Thk .187-.343	4
▲	5 26395-1	Clamp, Cable, Stl, 0.56d X 0.38w, 1h	1
▲	6 06943	Screw, Hex, M06 X 1.0 X 20, 8.8	1
▲	7 32483	Washer, Flt, .25 Sae	2
▲	8 08708	Nut, Hex, Lock, M06 X 1.0, NI	1
▲▽	9 390916	① Lamp Assy, Revl	1
▲▲	45283	① Lamp, 40vdc, 0.9a	1
▲▲	44681-1	① Lens, Amber, Light, Revl	1
▲	10 10632-2	Grommet, Rbr, 0.62id, F/ 0.9h, .12matl	1
▲	11 45272	Guard Wldt, Light, Revl/Flsh	1
▲	12 06943	Screw, Hex, M06 X 1.0 X 20, 8.8	4
▲	13 32483	Washer, Flt, .25 Sae	8
▲	14 08708	Nut, Hex, Lock, M06 X 1.0, NI	4
▲	15 49263	Tie, Cable, Nyl, 11.4l .19w 3.0 Max D	2
▲	16 55248	Mount, Cable Tie	1
▲	17 360973	Screw, Pan, #12-16 X 0.50, F/ Plstc	1
▲	18 26395-2	Clamp, Cable, Stl, 0.38d X 0.38w, 1h	1
▲▽	19 1017248	② Light, Flsh, Amb, 12-48 Vdcl	1
9000846 ▲▲	<del>9000845</del>	② Lamp, Bulb, Lamp, Flsh	1
▲▲	9000879	② Lens, Lamp, Amb, Strobe/Flasher	1
▲	20 09244	② Screw, Hex, M5 X 0.8 X 16, 8.8	2
▲	21 19066	② Washer, Flat, #10	2
▲	22 06549	② Nut, Hex, Lock, M5 X 0.8, NI	2
	44681	① Lens, Red, Light, Revl	1
	44681-2	① Lens, Blue, Light, Revl	1
	1027798	② Lens, Red, Option, F/Revl/Flsh Light	1
	1027800	② Lens, Blue, Option, F/Revl/Flsh Light	1

① Serial number (0000000-10221852)

② Serial number (10221853- )

▽ ASSEMBLY

▲ INCLUDED IN ASSEMBLY

Fig. 34 - Flashing Light Kit

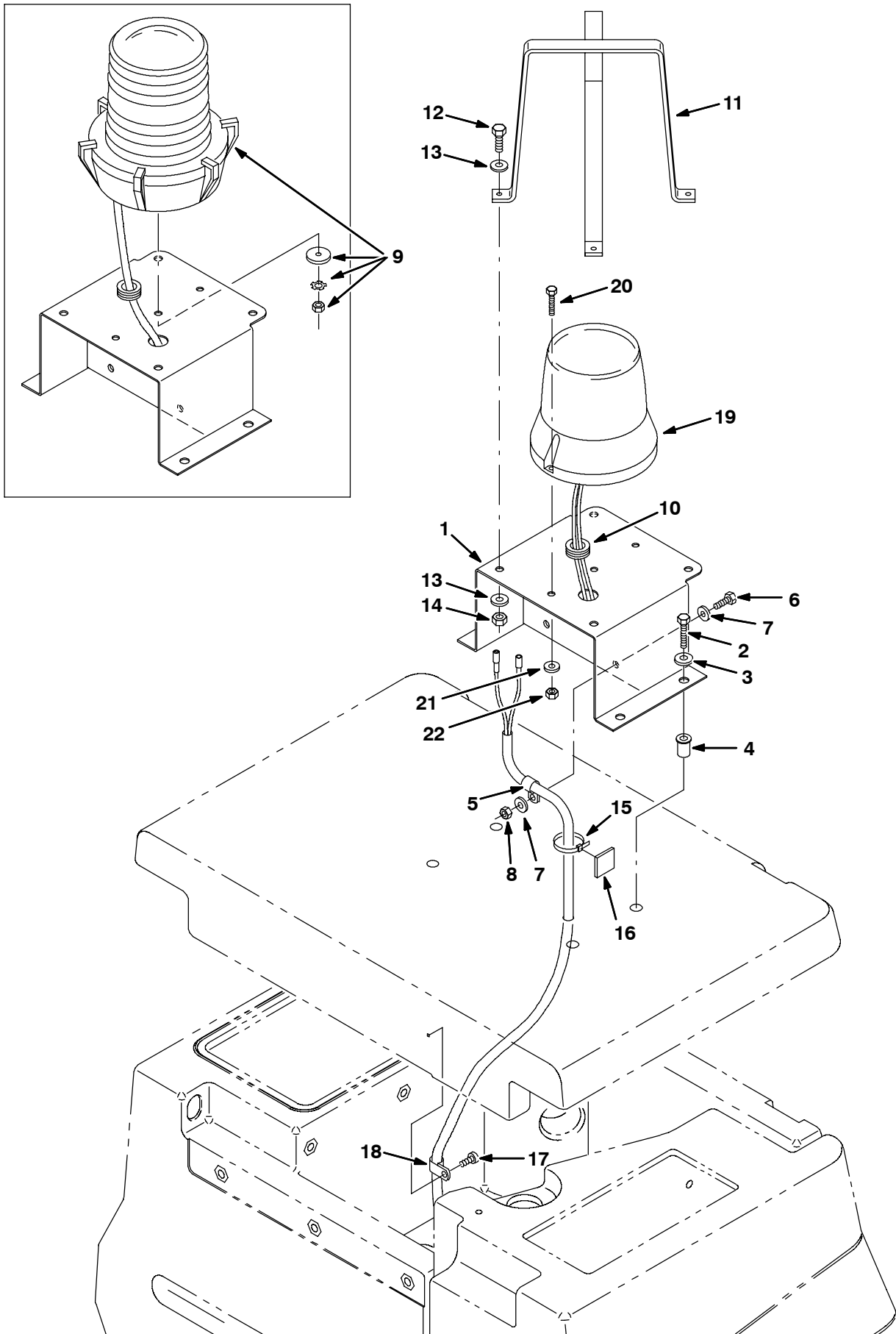


Fig. 34 - Flashing Light Kit

Ref.	Tennant-Part No.	Description	Qty.
▽	393049	Kit, Ci, Light, Flsh [Ezhp/7080]	1
▲	1 392962	Bracket Wldt, Light	1
▲	2 16951	Screw, Hex, .25-20 X 1.25, Sems	4
▲	3 32491	Washer, Flt, .31 Std	4
▲	4 397644	Nut, Isolator, .25-20 Wall Thk .187-.343	4
▲	5 26395-1	Clamp, Cable, Stl, 0.56d X 0.38w, 1h	1
▲	6 06943	Screw, Hex, M06 X 1.0 X 20, 8.8	1
▲	7 32483	Washer, Flt, .25 Sae	2
▲	8 08708	Nut, Hex, Lock, M06 X 1.0, NI	1
▲▽	9 390915	① Lamp Assy, Flsh	1
▲▲	45283	① Lamp, 40vdc, 0.9a	1
▲▲	58520	① Lens, Amber, Light, Flsh	1
▲	10 10632-2	Grommet, Rbr, 0.62id, F/ 0.9h, .12matl	1
▲	11 45272	Guard Wldt, Light, Revl/Flsh	1
▲	12 06943	Screw, Hex, M06 X 1.0 X 20, 8.8	4
▲	13 32483	Washer, Flt, .25 Sae	8
▲	14 08708	Nut, Hex, Lock, M06 X 1.0, NI	4
▲	15 49263	Tie, Cable, Nyl, 11.4l .19w 3.0 Max D	2
▲	16 55248	Mount, Cable Tie	1
▲	17 360973	Screw, Pan, #12-16 X 0.50, F/ Plstc	1
▲	18 26395-2	Clamp, Cable, Stl, 0.38d X 0.38w, 1h	1
▲▽	19 1017250	② Lamp, Strobe, Amb, 12-80 Vdc	1
9000845 ▲▲	<del>9000846</del>	② Lamp, Bulb, Lamp, Strobe	1
▲▲	9000879	② Lens, Lamp, Amb, Strobe/Flasher	1
▲	20 09244	② Screw, Hex, M5 X 0.8 X 16, 8.8	2
▲	21 19066	② Washer, Flat, #10	2
▲	22 06549	② Nut, Hex, Lock, M5 X 0.8, NI	2
	58518	① Lens, Red, Light, Flsh	1
	58519	① Lens, Blue, Light, Flsh	1
	1027798	② Lens, Red, Option, F/Revl/Flsh Light	1
	1027800	② Lens, Blue, Option, F/Revl/Flsh Light	1

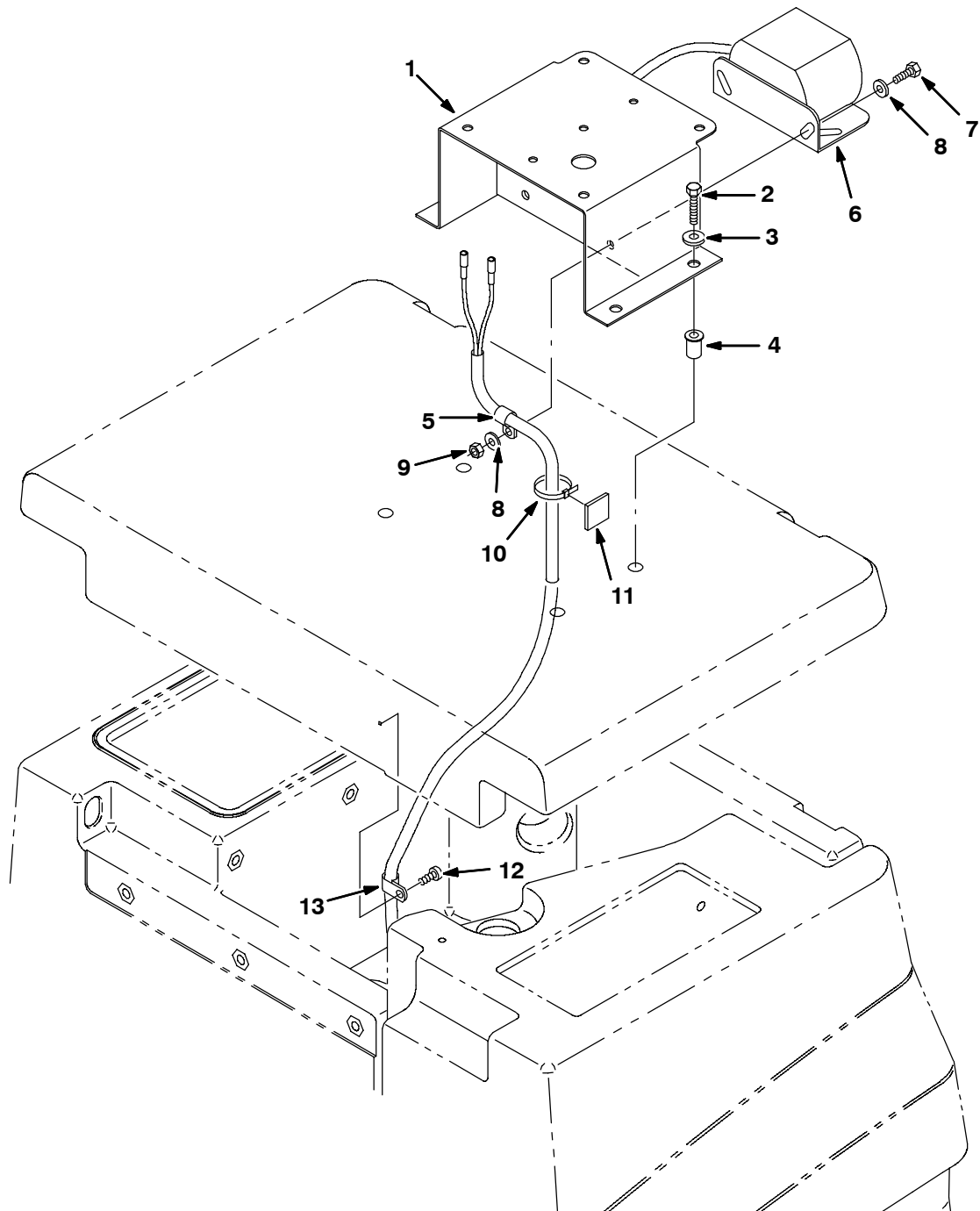
① Serial number (0000000-10221852)

② Serial number (10221853- )

▽ ASSEMBLY

▲ INCLUDED IN ASSEMBLY

Fig. 35 - Backup Alarm Kit



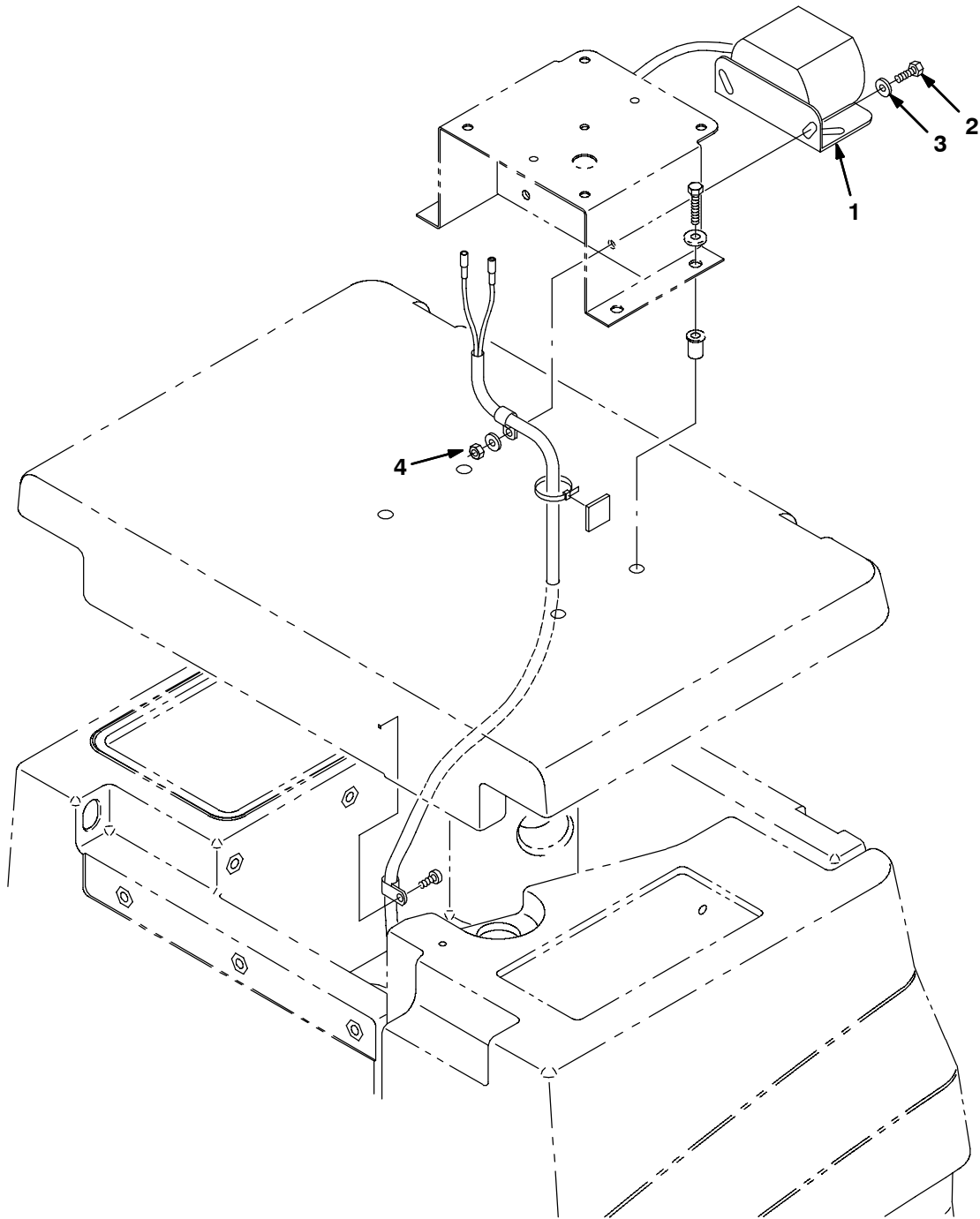
**Fig. 35 - Backup Alarm Kit**

	<b>Ref.</b>	<b>Tennant- Part No.</b>	<b>Description</b>	<b>Qty.</b>
▽		393042	Kit, Ci, Alarm, Backup, W/ Bracket	1
▲	1	392962	Bracket Wldt, Light	1
▲	2	16951	Screw, Hex, .25-20 X 1.25, Sems	4
▲	3	32491	Washer, Flt, .31 Std	4
▲	4	397644	Nut, Isolator, .25-20 Wall Thk .187-.343	4
▲	5	26395-1	Clamp, Cable, Stl, 0.56d X 0.38w, 1h	1
▲	6	369349	Alarm Assy, Backup, 12-48vdc 82-102dba	1
▲	7	06943	Screw, Hex, M06 X 1.0 X 20, 8.8	2
▲	8	32483	Washer, Flt, .25 Sae	4
▲	9	08708	Nut, Hex, Lock, M06 X 1.0, NI	2
▲	10	49263	Tie, Cable, Nyl, 11.4l .19w 3.0 Max D	2
▲	11	55248	Mount, Cable Tie	1
▲	12	360973	Screw, Pan, #12-16 X 0.50, F/ Plstc	1
▲	13	26395-2	Clamp, Cable, Stl, 0.38d X 0.38w, 1h	1

▽ ASSEMBLY

▲ INCLUDED IN ASSEMBLY

Fig. 36 - Backup Alarm Kit W/O Bracket



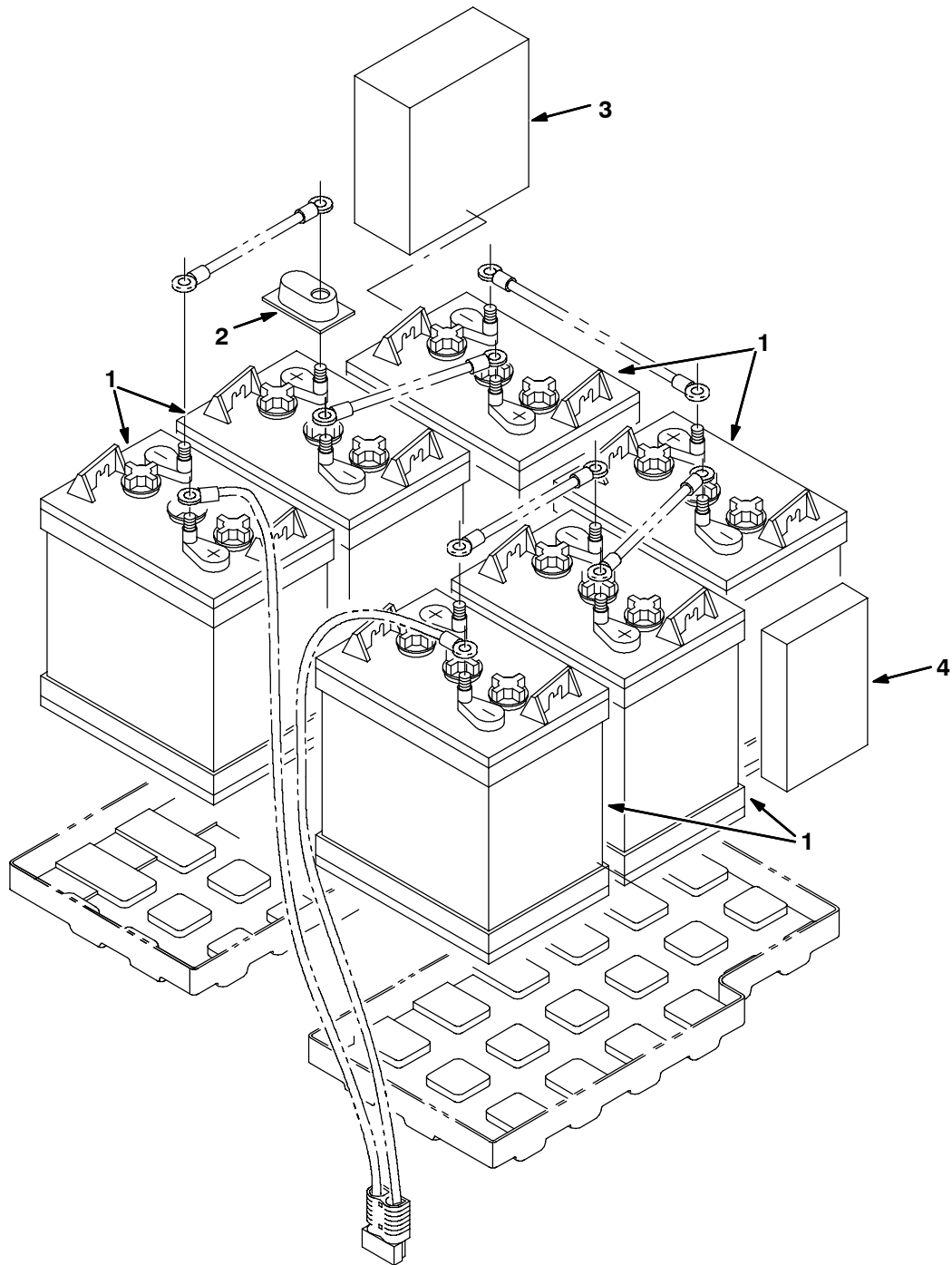
**Fig. 36 - Backup Alarm Kit W/O Bracket**

	<b>Ref.</b>	<b>Tenant- Part No.</b>	<b>Description</b>	<b>Qty.</b>
▽		393044	Kit, Ci, Alarm, Backup, W/O Bracket	1
▲	1	369349	Alarm Assy, Backup, 12-48vdc 82-102dba	1
▲	2	06943	Screw, Hex, M06 X 1.0 X 20, 8.8	2
▲	3	32483	Washer, Flt, .25 Sae	4
▲	4	08708	Nut, Hex, Lock, M06 X 1.0, NI	2

▽ ASSEMBLY

▲ INCLUDED IN ASSEMBLY

**Fig. 37 - Battery Kit, Wet, 244AH**



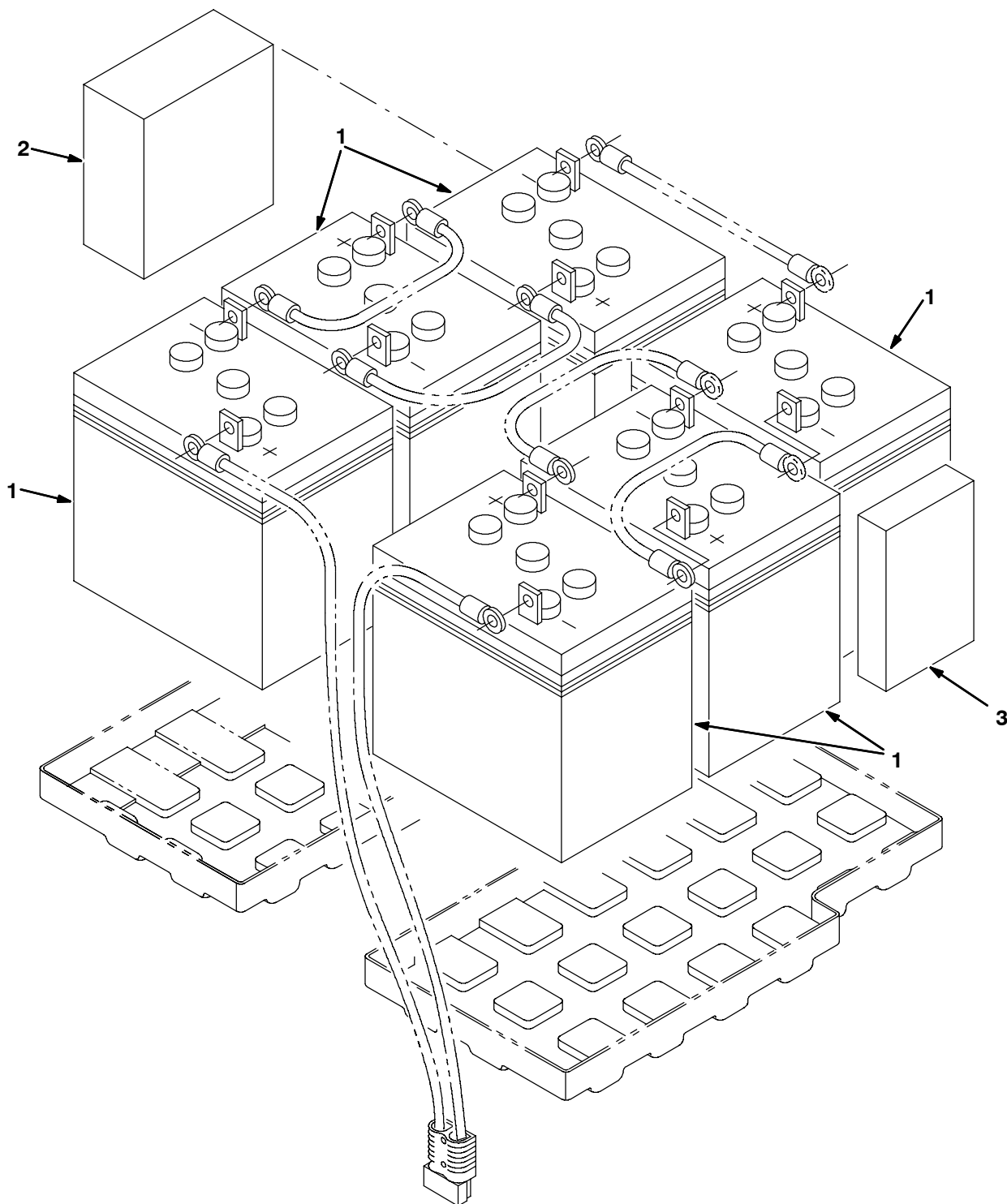
353482 - EZ, 7080

	Ref.	Tenant-Part No.	Description	Qty.
▽		390829	Kit, Ci, Battery, 36vdc, 244ah Wet	1
▲	1	390825	Battery, 06vdc, 244ah, Wet	6
▲	2	45962	Cover, Terminal, Battery, Pye	12
▲	3	391362	Spacer, Foam	1
▲	4	223639	Spacer, Battery 1.50x4.75x7.5	1

▽ ASSEMBLY

▲ INCLUDED IN ASSEMBLY

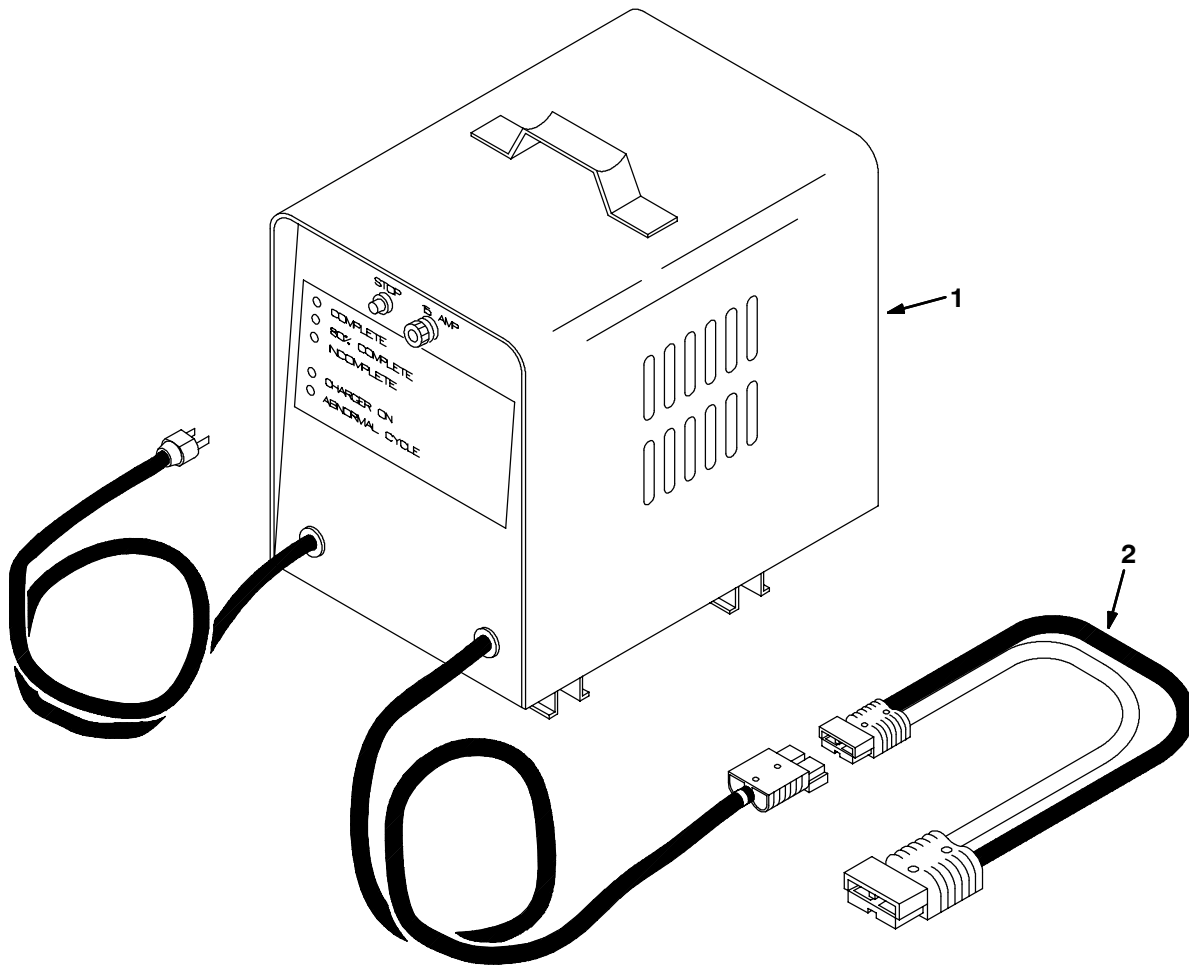
Fig. 38 - Battery Group, Maintenance Free, 180AH



353680 - EZ, 7080

Ref.	Tennant-Part No.	Description	Qty.
1	390764	Battery, 06vdc, 180ah, Maint Free	6
2	391362	Spacer, Battery	1
3	223639	Spacer, Battery 1.50x4.75x7.5	1

**Fig. 39 - Off-Board Battery Charger Group**



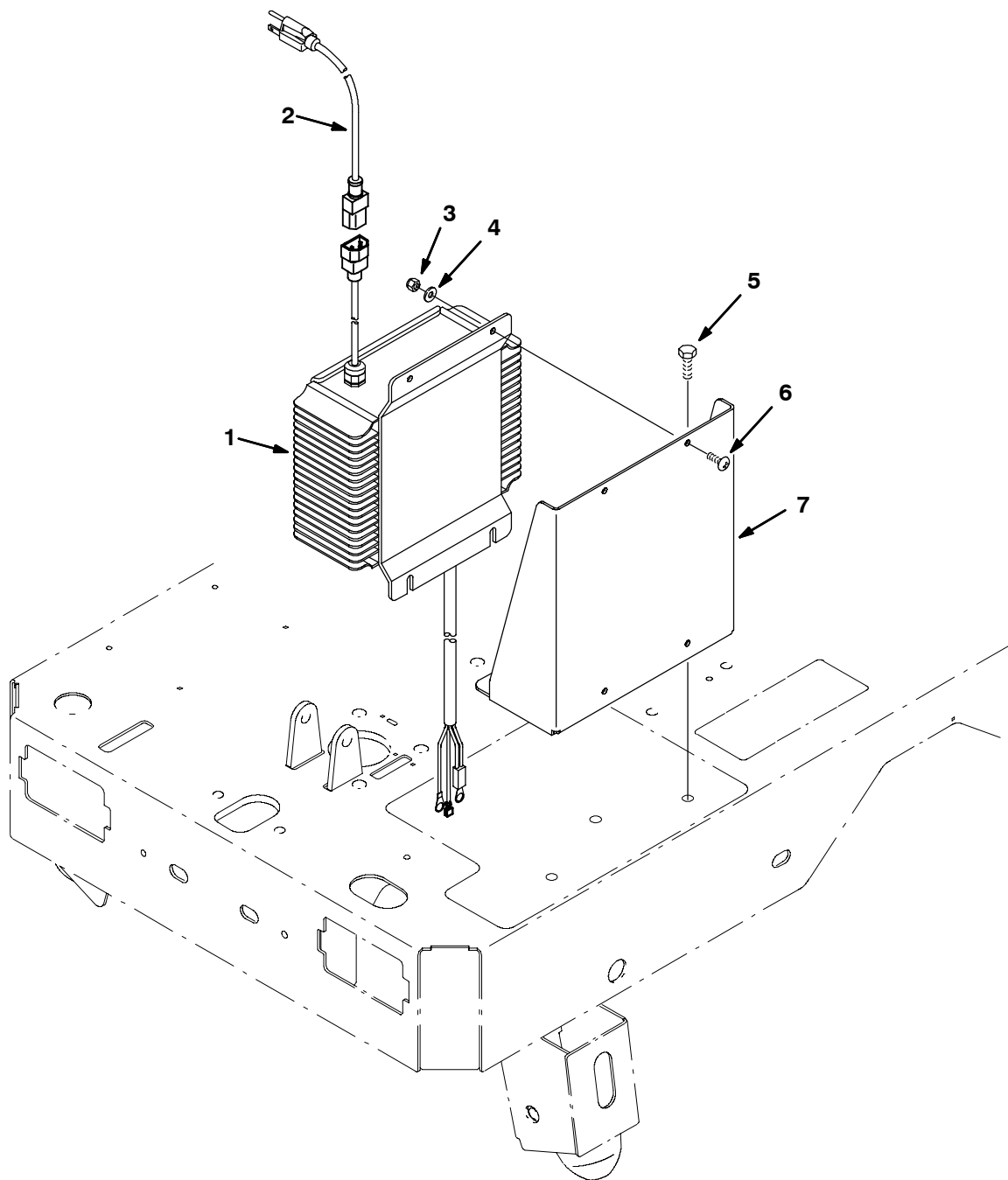
350771 - EZ, 7080

Ref.	Tennant-Part No.	Description	Qty.
1	469764962	Charger, 36vdc 25a 115vac 1ph 60hz	1
1	390767	Charger, 36Vdc, 020A 50/60Hz	1
2	223679	Cable Assy, Battery, 06ga 2, 50a/175a	1
<b>International Only</b>			
1	600600	Charger, 36vdc 25a 230vac 1ph 50hz	1
▽	223691	Kit, Ci, Charger, 36vdc, 30a,50hz,245vac (See Breakdowns)	1
▲	1 222691	Charger, 36vdc 30a 50hz 1ph 245vac	1
▲	2 223679	Cable Assy, Battery, 06ga 2, 50a/175a	1

▽ ASSEMBLY

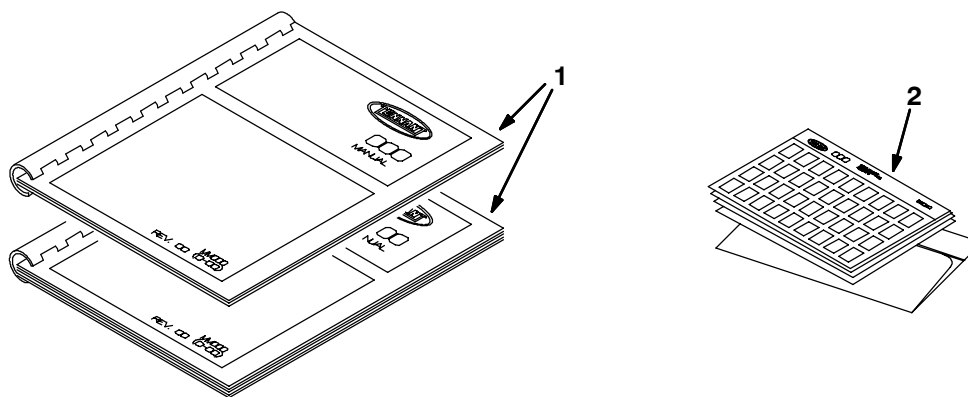
▲ INCLUDED IN ASSEMBLY

Fig. 40 - On-Board Battery Charger Group



Ref.	Tennant Part No.	Description	Qty.
1	1023020	Charger, Battery, 36Vdc, 21a [Onboard]	1
2	1017079	Cord, Extn, 16ga/3 010ft [Sjt]	1
3	08712	Nut, Hex, Lock, M6 x 1.00, Ss, NI	4
4	140000	Washer, Flat, 0.28b 0.62d .04, Ss	4
5	74455	Screw, Hex, M6 x 1.0 x 12, Fmg	3
6	608322	Screw, Trs, M6 x 1.0 x 16, Phl, Ss	4
7	1022078	Bracket, Chrgr, On Board	1

**Fig. 41 - Documentation Group**



07501 - 7080

<b>Ref.</b>	<b>Tennant- Part No.</b>	<b>Description</b>	<b>Qty.</b>
1	330820	Manual Pkg, [7080 Ele Na]	1
2	330821	Manual, Fiche, [7080 Ele Na]	1

## SECTION 3

<b>Contents</b>	<b>Page</b>
Fig. 1 - Electric Motor Breakdown, 391296 . . . . .	3-2
Fig. 2 - Electric Motor Breakdown, 223358 . . . . .	3-4
Fig. 3 - Electric Motor Breakdown, 375175 . . . . .	3-5
Fig. 4 - Electric Motor Breakdown, 1038426 . . . . .	3-6
Fig. 5 - FaST Injector Assembly Breakdown, 9006003 (10404792- ) . . . . .	3-7
Fig. 6 - Front Wheel Gearbox Breakdown, 390851 (10046634-10160409) . . . . .	3-8
Fig. 7 - Front Wheel Gearbox Breakdown, 1007541 (10160410-10262871) . . . . .	3-9
Fig. 8 - Front Wheel Gearbox Breakdown, 374346 (10262872- ) . . . . .	3-10

Fig. 1 - Electric Motor Breakdown, 391296

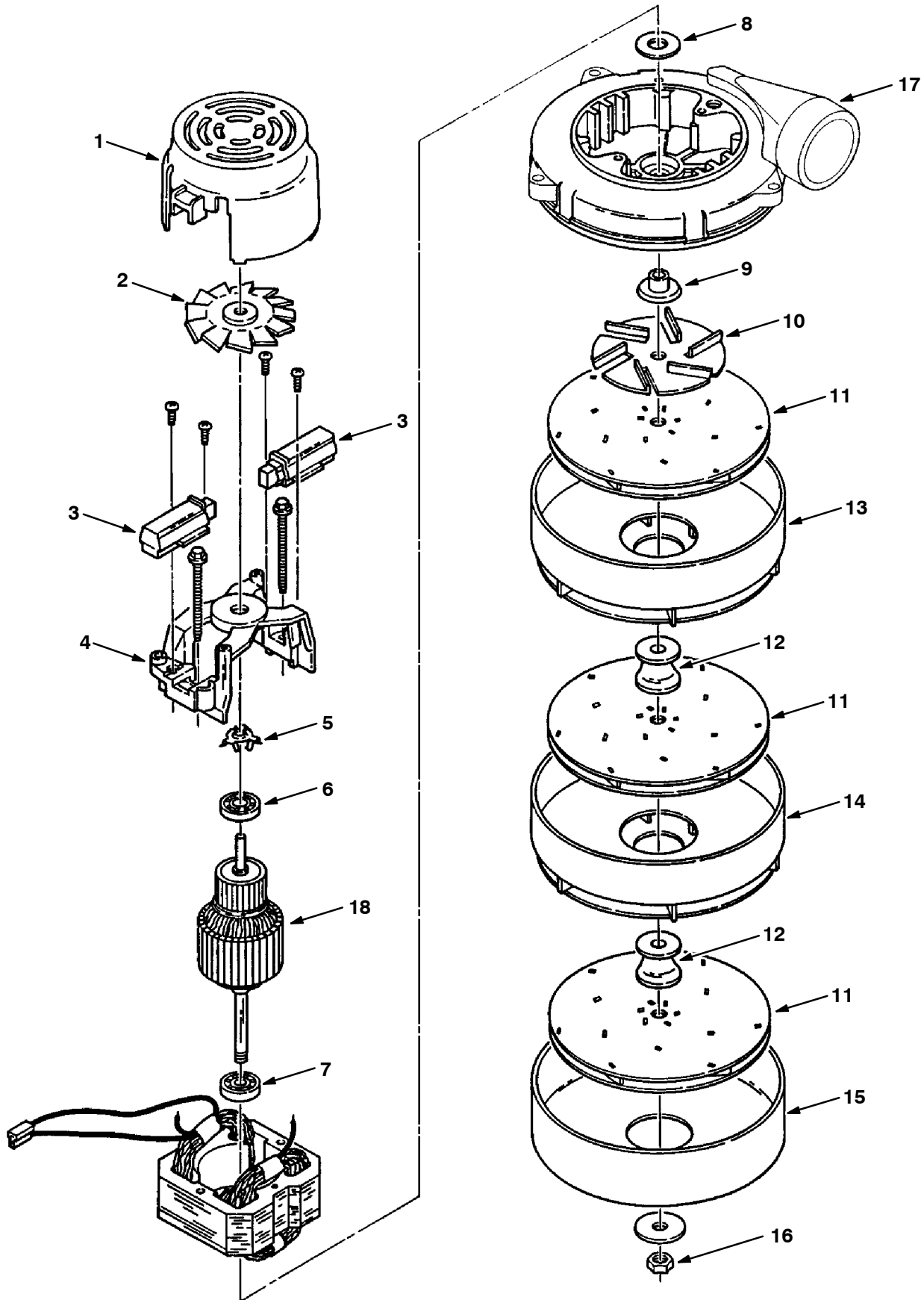


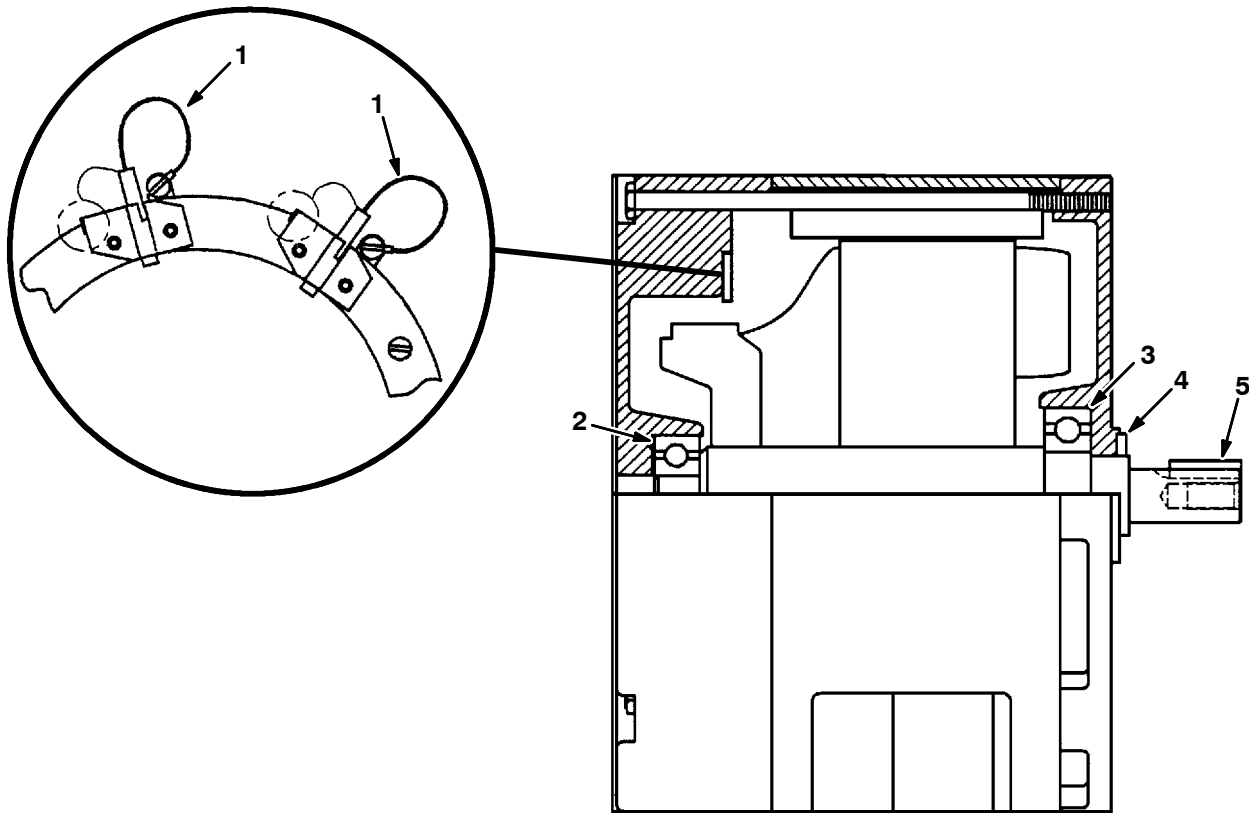
Fig. 1 - Electric Motor Breakdown, 391296

	Ref.	Tennant- Part No.	Description	Qty.
▽		398521	Fan, Vacuum	1
▲	1	398511	Housing	1
▲	2	398512	Fan	1
▲	3	398513	Brush Mechanism	2
▲	4	398514	Comm. Bracket	1
▲	5	01856	Spring	1
▲	6	398515	Bearing	1
▲	7	01837	Bearing	1
▲	8	37912	Washer, Neo.	1
▲	9	398516	Spacer	1
▲	10	01971	Fan	1
▲	11	18628	Vacuum Fan	3
▲	12	398517	Spacer	2
▲	13	61300	Stationary Fan	1
▲	14	61297	Stationary Fan	1
▲	15	398518	Shell	1
▲	16	37929	Nut	1
▲	17	60386	Bracket, Fan End	1
▲	18	398519	Armature	1
▲		391343	Seal, Rbr, Fan, 5.6d 2.0b 1.37l	1
▲		10925	Connector, 2 Conductor	1
▲		10926	Terminal, Female	2
▲		391350	Screen, Fan Inlet	1

▽ ASSEMBLY

▲ INCLUDED IN ASSEMBLY

**Fig. 2 - Electric Motor Breakdown, 223358**



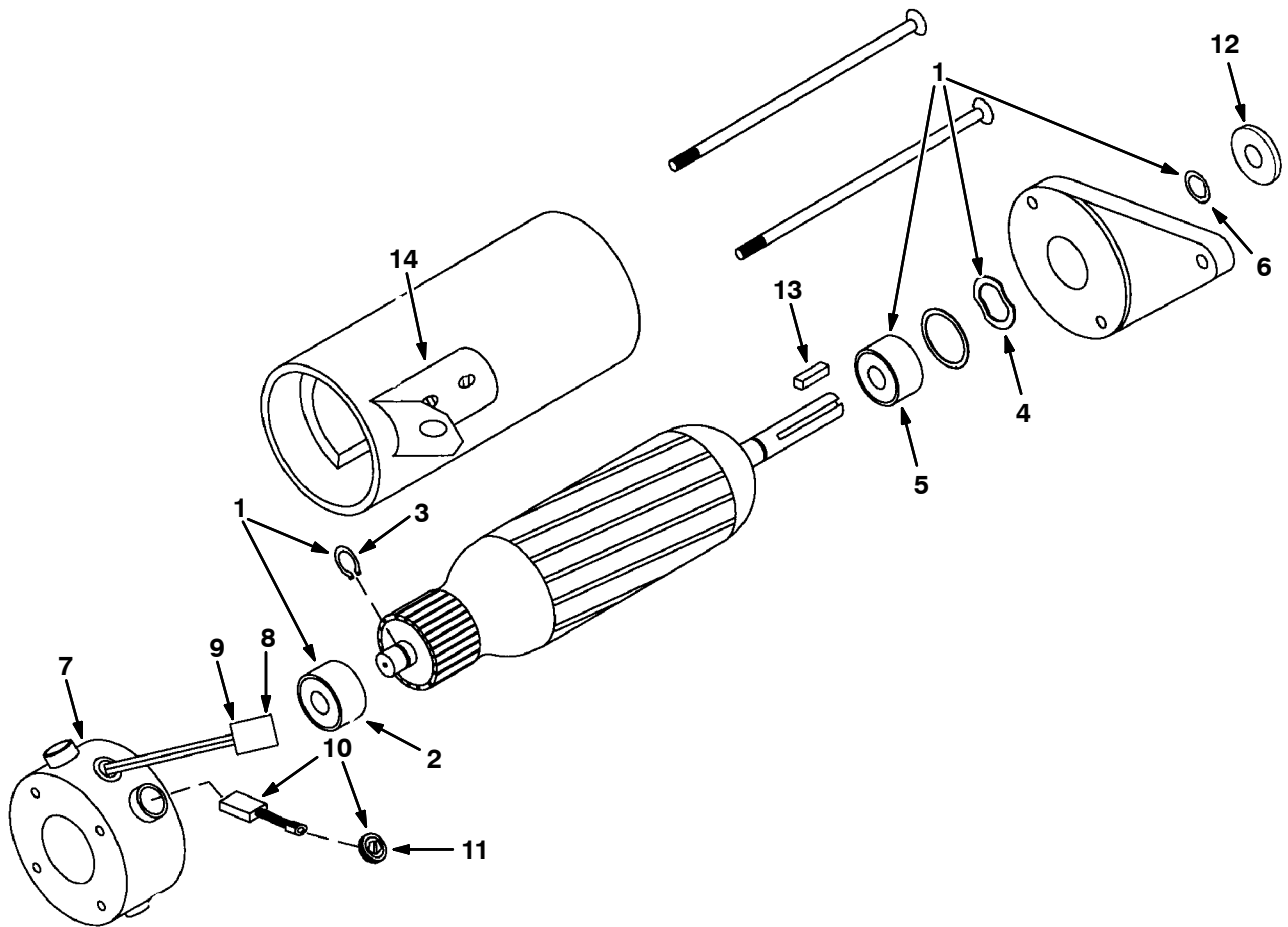
350783

Ref.	Tennant-Part No.	Description	Qty.
▽	223358	Motor, 36 Vdc, 0.8Hp, 320 Rpm	1
▲	1 222606	Brush Kit,	1
▲	2 222618	Bearing	1
▲	3 223351	Bearing Be	1
▲	4 223352	Oil Seal	1
▲	5 00928	Key Square 0.25 0.25 01.00 Lg	1
▲	10925	Connector, 2 Conductor	1
▲	24537	Terminal Female Metri-Pack	2

▽ ASSEMBLY

▲ INCLUDED IN ASSEMBLY

**Fig. 3 - Electric Motor Breakdown, 375175**

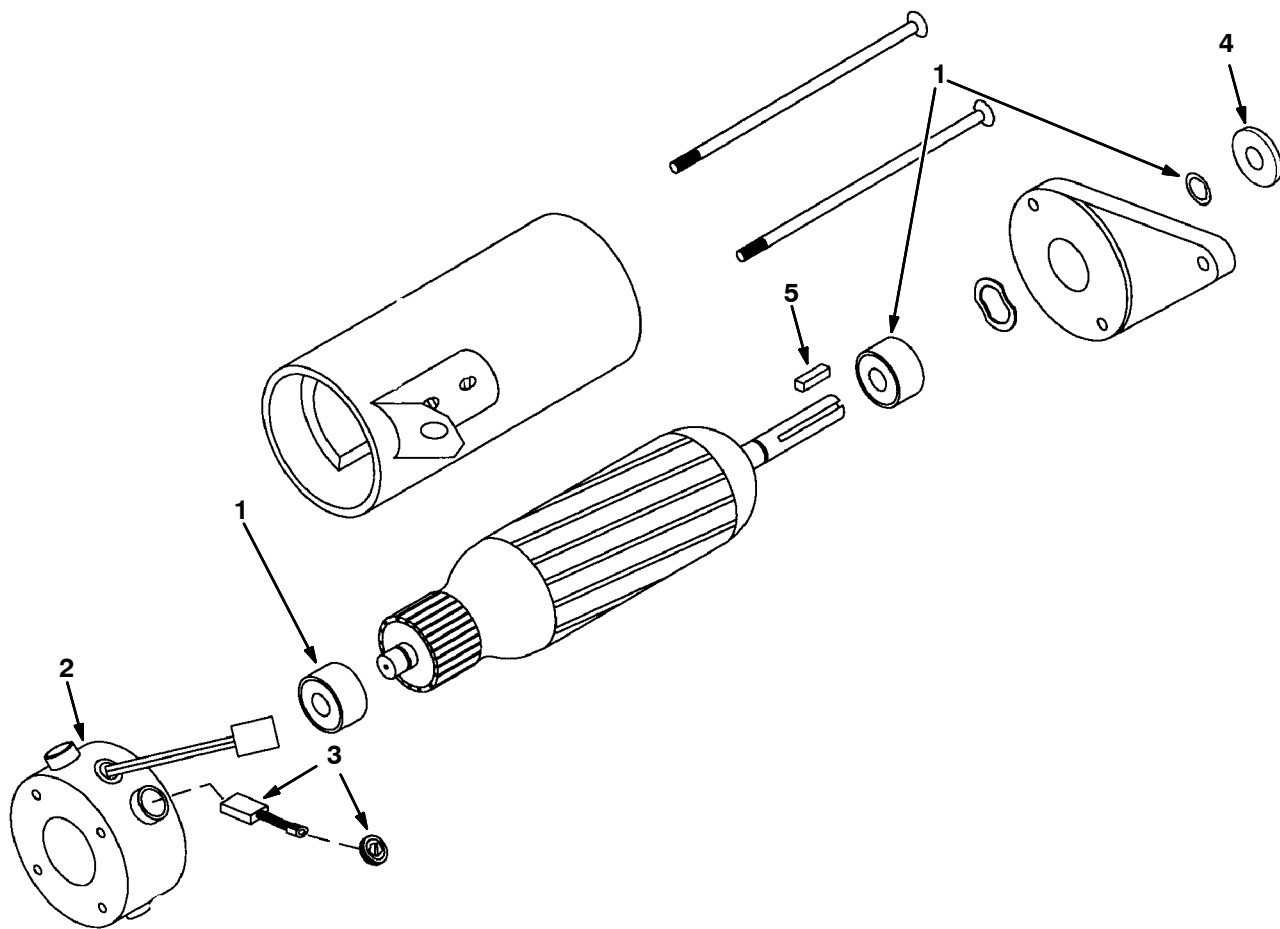


Ref.	Tennant-Part No.	Description	Qty.
▽	375175	Motor, Ele 1700Rpm 36Vdc, 0.75Hp, 1700Rpm	1
▲▽	1 375176	Kit, Motor Bearing	1
▲▲	2 222635	Bearing	1
▲▲	3 222637	Ring, Snap	1
▲▲	4 375177	Washer, Spring	1
▲▲	5 375178	Bearing, Drive End	1
▲▲	6 375179	Seal	1
▲▽	7 374004	Endbell, Brush End, Motor-Ele	1
▲▲	8 10925	Connector, 2-Conductor	1
▲▲	9 24537	Terminal, Female	2
▲▽	10 222625	Kit, Brush	1
▲▲	11 222629	Cap, Brush Holder	4
▲	12 20536-2	Washer, 0.47b 1.19d .03, Nyl	1
▲	13 00954	Key, Sq, 0.12 X 0.12, 01.00l	1
▲	14 222877	Kit, Brace	1

▽ ASSEMBLY

▲ INCLUDED IN ASSEMBLY

Fig. 4 - Electric Motor Breakdown, 1038426

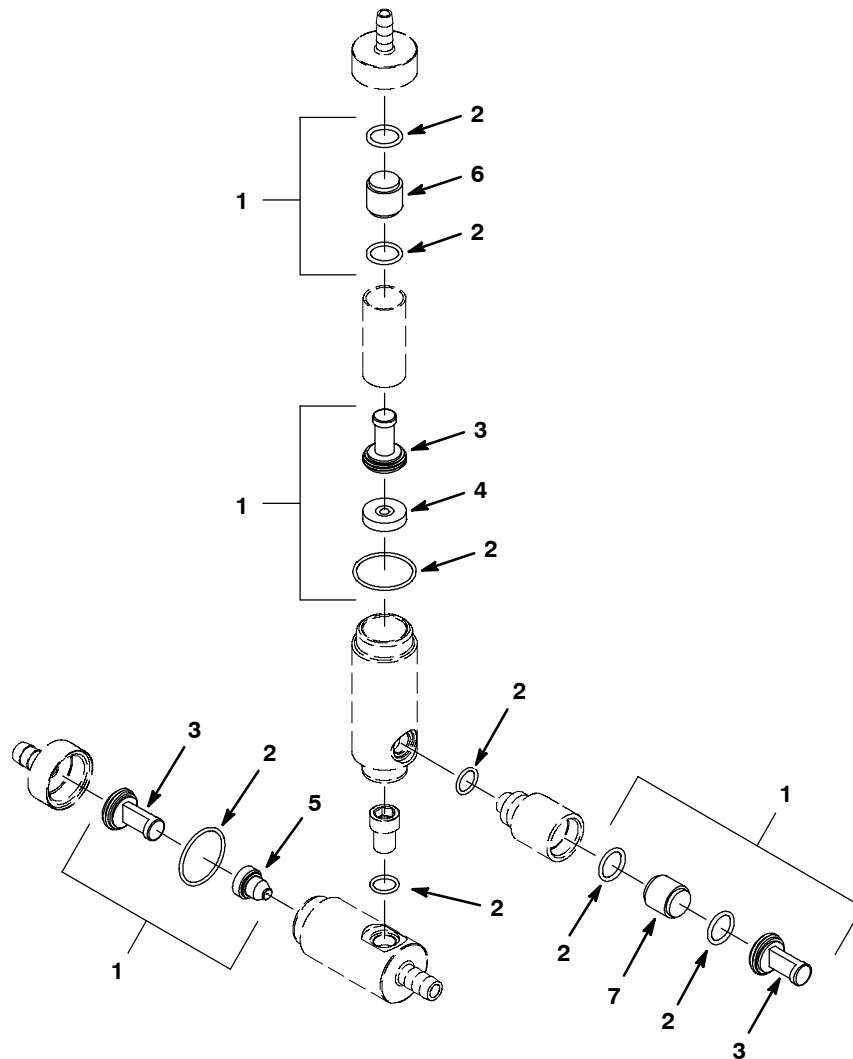


Ref.	Tennant-Part No.	Description	Qty.
▽	1038426	Motor, Ele, 36vdc 1700rpm 0.75hp	1
▲	1	Vr, Bearing Kit, Motor, Ele	1
▲	2	Vr, Cap Assy, Brush, Ele Motor	1
▲	3	Vr, Brush Kit, Motor, Ele	1
▲	4	Washer, 0.47b 1.19d .03, Nyl	1
▲	5	Key, Sq, 0.12 X 0.12, 01.00l	1

▽ ASSEMBLY

▲ INCLUDED IN ASSEMBLY

Fig. 5 - FaST Injector Assembly Breakdown, 9006003 (10404792- )



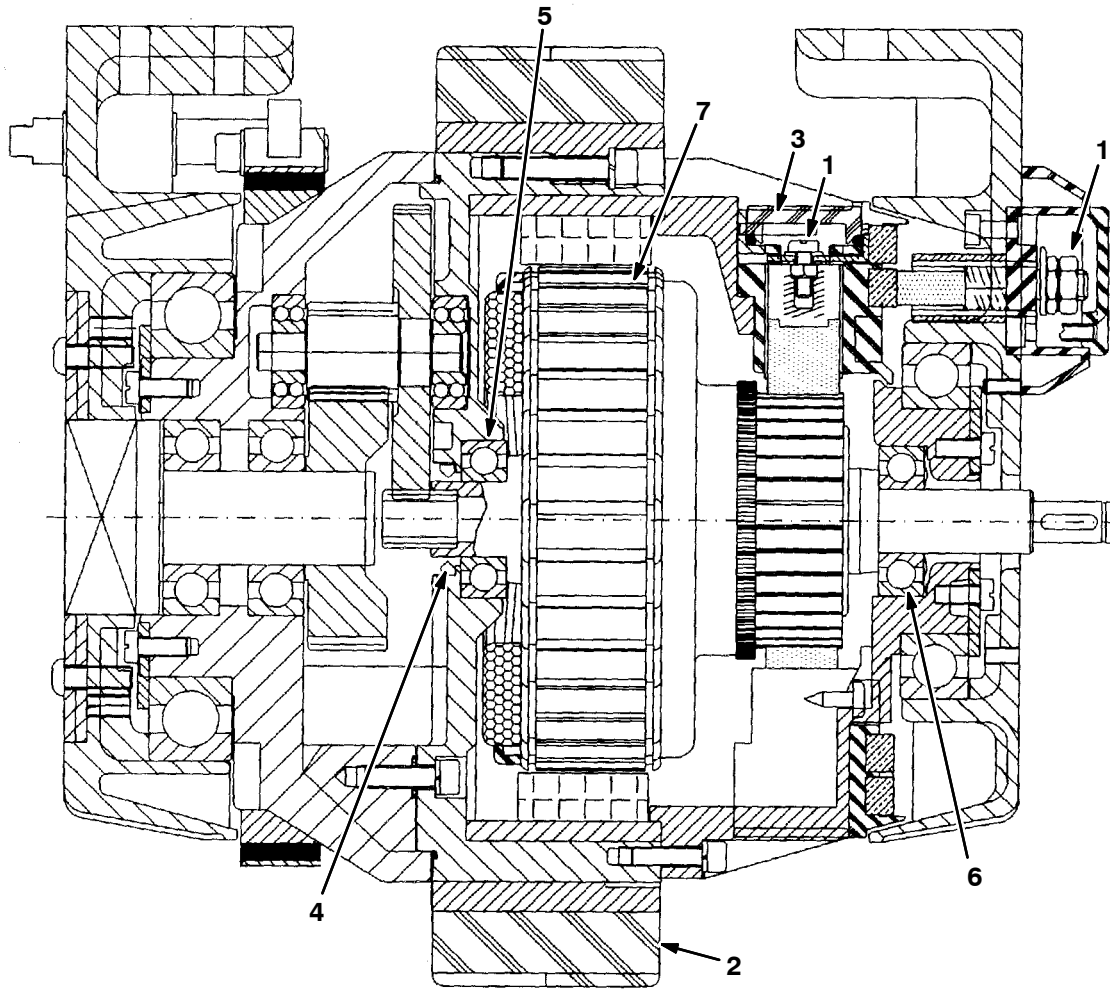
Ref.	Tennant-Part No.	Description	Qty.
▽	9006003	[1] Fast Kit, Ci[Inj Reblid, 7100/7080/Ezhp] [Fast II+]	1
▲	1	9006004 [1] Fast Kit, Ci[Inj Reblid, 7100/7080/Ezhp] [Fast II+]	1
▲	2	9003008 [1] Fast Kit, Ci, Injector Seals [Fast II+]	1
▲	3	9003009 [1] Fast Kit, Ci, Injector Filters [Fast II+]	1
▲	4	1039978 [1] Plate Assy, Orifice, 0.0075id, Blu	1
▲	5	1039990 [1] Plug, Orifice, 0.041, Ss [Fast II+]	1
▲	6	1030444 [1] Valve, Check, 0002psi [Fast II+]	1
▲	7	1030441 [1] Valve, Check, 0005psi [Fast II+]	1

▽ ASSEMBLY

▲ INCLUDED IN ASSEMBLY

[1] Serial number (10404792- )

Fig. 6 - Front Wheel Gearbox Breakdown, 390851 (10046634-10160409)

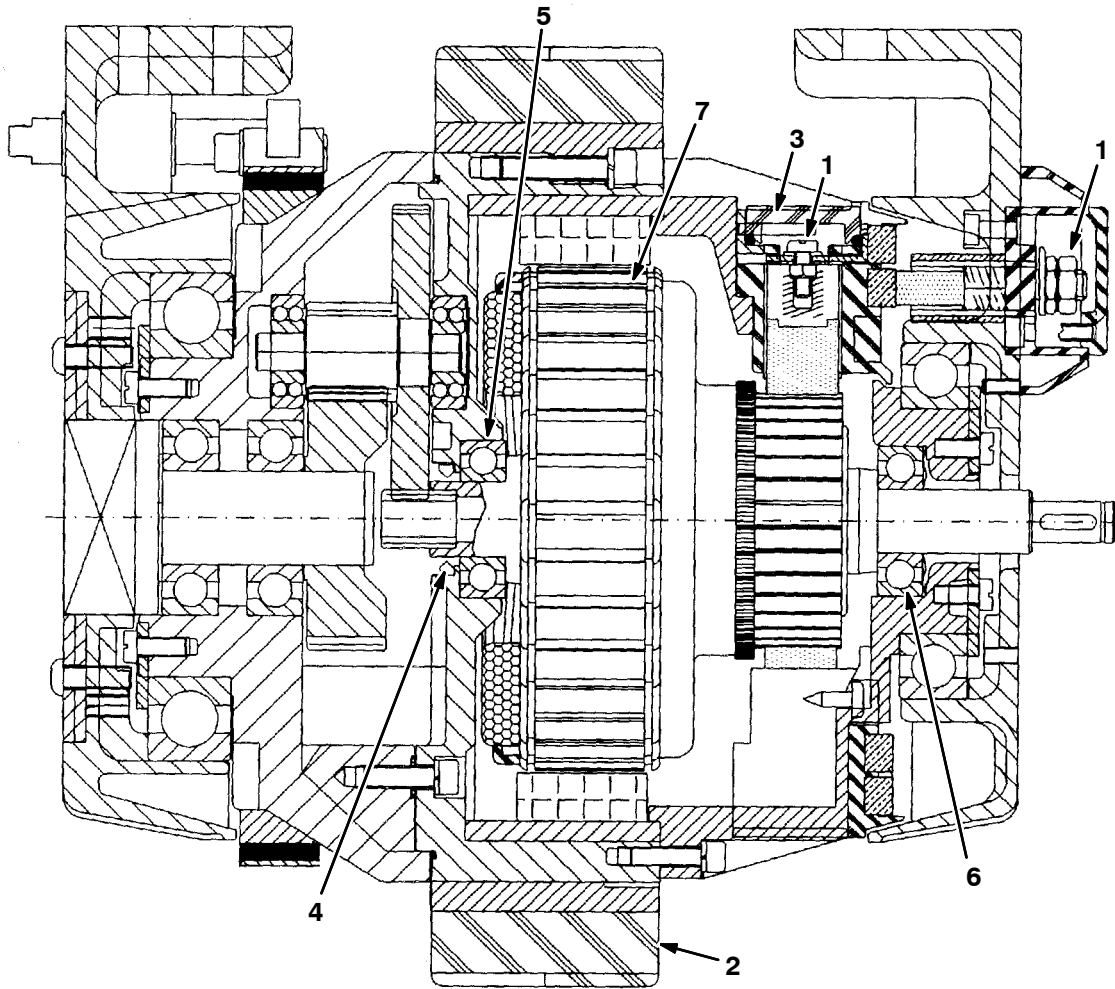


Ref.	Tennant-Part No.	Description	Qty.
▽	390851	Gearbox, Wheel, Front, 250mm	1
▲	1 391261	Kit, Brush, Motor	1
▲	2 391259	Vr, Tire, Solid, 250mm X 90mm Red	1
▲	3 391262	Kit, Brush, Cover	1
▲	4 391263	Seal, Ring	1
▲	5 391264	Bearing, Gearbox Side	1
▲	6 391265	Bearing, Motor Side	1
▲	7 391266	Armature, Assy, 250mm	1
▲	391271	Caliper, Brake	1
▲	391274	Rotor, Brake, 14mm	1

▽ ASSEMBLY

▲ INCLUDED IN ASSEMBLY

**Fig. 7 - Front Wheel Gearbox Breakdown, 1007541 (10160410-10262871)**



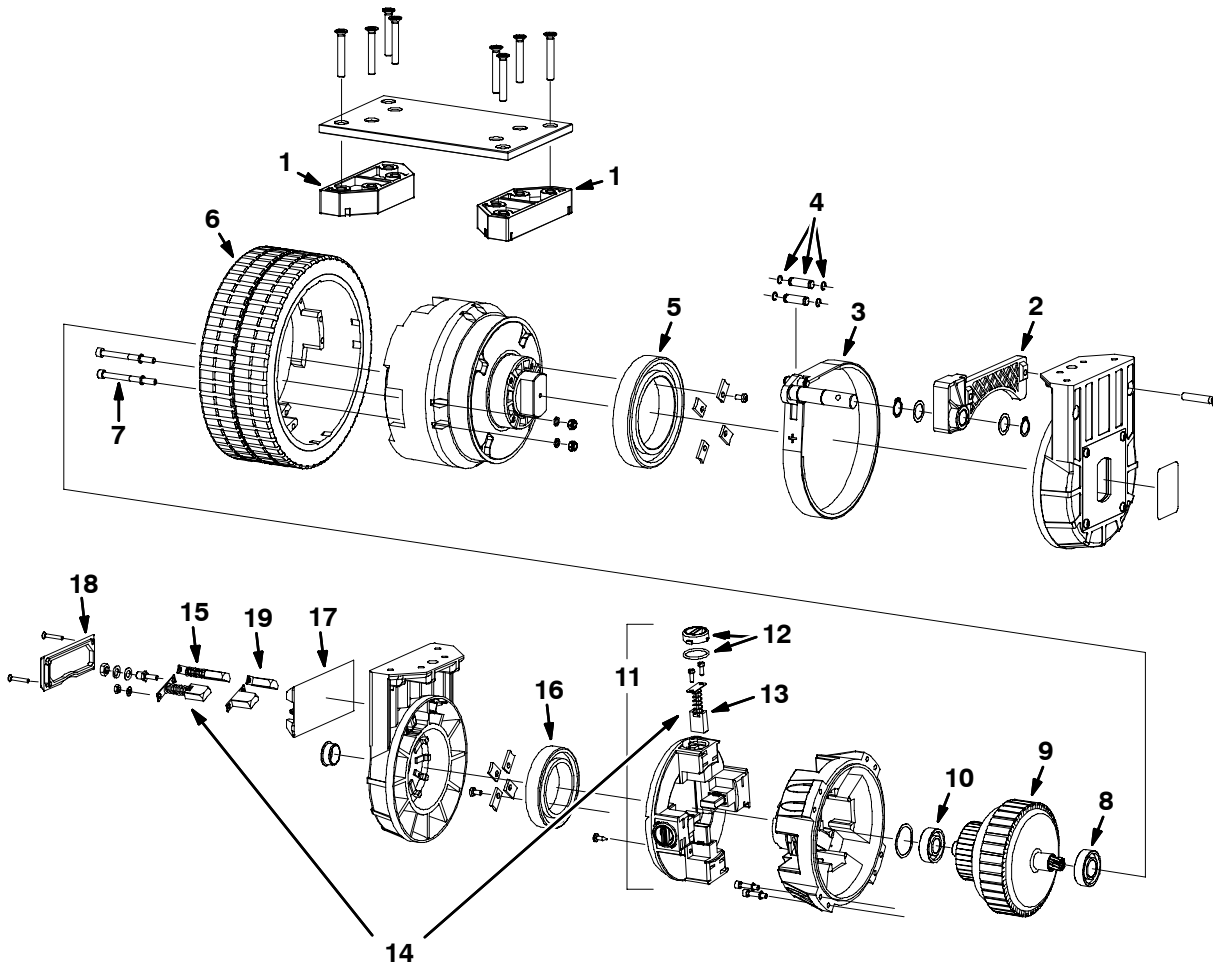
Ref.	Tennant-Part No.	Description	Qty.
▽	1007541	Gearbox, Wheel, 250mm, 36vdc Band Brake	1
▲	1 391261	Kit, Brush, Motor	1
▲	2 391259	Vr, Tire, Solid, 250mm X 90mm Red	1
▲	3 391262	Kit, Brush, Cover	1
▲	4 391263	Seal, Ring	1
▲	5 391264	Bearing, Gearbox Side	1
▲	6 391265	Bearing, Motor Side	1
▲	7 391266	Armature, Assy, 250mm	1
▲	391465	Brake, Band [Amer]	1

▽ ASSEMBLY

▲ INCLUDED IN ASSEMBLY

# BREAKDOWNS

Fig. 8 - Front Wheel Gearbox Breakdown, 374346 (10262872- )



Ref.	Tennant Part No.	Description	Qty.
▽	374346	Gearbox, Wheel, 250mm, 36vdc Band Brake	1
▲	1	Spacer, Aluminum	2
▲	2	Bracket, Brake, Complete	1
▲▽	3	Brake, Band [Amer]	1
▲	4	Pin Kit, Retainer, Snap Rings	1
▲	5	Bearing, Steering	1
▲	6	Vr, Tire, Solid, 250mm X 90mm Red	1
▲	7	Screw, Wheel Mount	8
▲	8	Bearing, Gearbox Side [Amer]	1
▲	9	Armature, Motor, 250mm	1
▲	10	Bearing, Motor Side	1
▲▽	11	Ring, Brush Holder	1
▲	12	Brush Kit, Cover	4
▲	13	Brush Kit, Carbon	4
▲▽	14	Brush Kit, Motor	1
▲	13	Brush Kit, Carbon	4
▲	15	Brush Kit, Carbon	2
▲	16	Bearing, Ball, Brush Side	1
▲	17	Box, Elec, Connection	1
▲	18	Cover, Elec, Connection	1
▲	19	Guide, Brushholder, Slip Ring [Amer]	2

▽ ASSEMBLY

▲ INCLUDED IN ASSEMBLY

